



SOUTHINDIA TILES

COLOR BODY SERIES

2400x1200mm

9mm Thickness

QUALITY & PRODUCTION

We believe that quality is the cornerstone of every surface we produce. Our dedicated team of experts meticulously selects the finest materials, ensuring that each surface meets our rigorous standards. We go above and beyond to deliver surfaces that not only enhance the aesthetic appeal of any space but also stand the test of time.

Our advanced production facility is equipped with the latest technology and machinery to ensure that each surface is manufactured with precision and efficiency. From the initial design stage to the final production process, we prioritize accuracy and attention to detail. Our skilled craftsmen work tirelessly to create surfaces that are not only visually stunning but also durable and long-lasting.

In our manufacturing phase, we utilize contemporary technology and machinery to ensure precise and consistent surface production. Our team closely monitors each step of the manufacturing process to guarantee that our surfaces meet the highest quality standards.



EXOTIC SURFACES

If you're looking for a more natural and earthy feel, our Surfaces collection offers a range of options, including a matt surface for a subtle texture, a SPA surface for a relaxing atmosphere, and a glossy surface for a luxurious touch. Each option provides a unique aesthetic that can enhance the ambiance of any room.

Whether you prefer a sleek and modern look with the glossy surface or a more subdued feel with the matt finish, Our Surfaces has options to suit any taste. And for those looking to add a touch of luxury to their space, the SPA surface offers a unique and sophisticated texture.

HYBRID SURFACE

GLOSSY SURFACE

SPA SURFACE

GHR SURFACE

MATT SURFACE





Application

As we know that our collection is widely used in different applications, it's our priority that all the quality standards be it finally used.



RESIDENTIAL



MALLS



OFFICE



PUBLIC SPACES



RESTAURANT



TRAIN STATION



HOTELS



AIRPORTS

Properties

These collections are versatile and able in design that can be used in a wide range of different applications.



FROST
RESISTANCE



RESISTANCE
TO FIRE



FLEXURAL
STRENGTH



CHEMICAL
RESISTANCE



WATERPROOF
SURFACE



WEAR
RESISTANCE



FLEXIBLE
STRENGTH



LIGHT
WEIGHT

HYBRID SURFACE (COLOUR BODY) **NEW COLLECTION**



SUPER STATUARIO MICHAEL ANGELO SOFT STATUARIO CALACUTTA BIANCO ORO STATUARIO ROYAL LASA BIANCO NATURAL ONYX COSTA GREY




ROMAN BLUE ROMAN GOLD PATAGONIA GREEN PATAGONIA CREMA COSTAL GREEN PICASSO GREEN NIVEA GREY REGAL SILVER




BOSCO STEEL FENIX SILVER

HYBRID SURFACE (COLOUR BODY) **NEW COLLECTION**



BELGIUM GREY FUSION DARK EVOQUE GREEN EVOQUE BLACK THUNDER ONYX

HYBRID SURFACE (EXOTIC COLLECTION) **NEW COLLECTION**




EMERALD GREEN EMERALD BLUE AMAZONITE COFFEE AMAZONITE BLUE GREEN ONYX SKY ONYX BLUE ONYX LIME ONYX



OCEAN ONYX

GLOSSY SURFACE **NEW COLLECTION**



DORLIN GREY VALENCIA CREMA PERLATO GREY PERLATO GRIS FLORIS BIANCO FLORIS GREY LOFT GREY LOFT GRIS

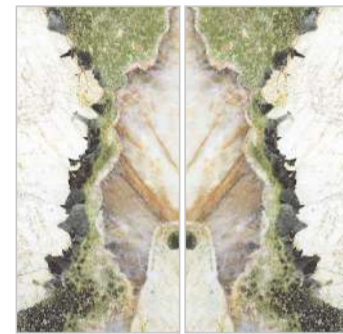


ORACLE GREY ORACLE BEIGE ETERNAL CREMA ETERNAL SILVER

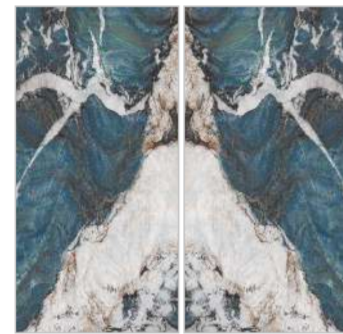
Tiles give a fabulous touch to any space, elevating its aesthetic appeal and creating a luxurious atmosphere. Whether it's a bathroom, kitchen, or living room, the addition of beautiful tiles can transform an ordinary space into a fabulous one.

HYBRID SURFACE (BOOK MATCH)

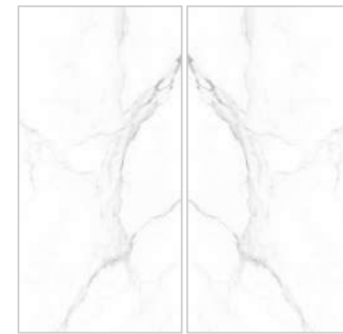
NEW
COLLECTION



BOTANIC WAVE



EXOTIC AQUA



STATUARIO REGAL



ROMA IMPERIAL

GLOSSY SURFACE



CRYSTAL STATUARIO




BIANCO LUNENSIS



SCREPOLATO NERO




BOSCO GREY



CARMEL GREY



CARMEL BROWN



ESPERDA GREY




ESPERDA BROWN




VERSACE GOLD



GOLDEN WAVE



WILLIAM GREY CLASSIC



ARMANI CHOCO



ORIENTA MOCA



ORIENTA BEIGE




BRECCIA BIEGE



TEXTURE CREMA



ANTIQUA CREMA



SAINT LAURENT



PORTORO BLACK

SPA SURFACE (COLOUR BODY)

NEW
COLLECTION



MICHAEL ANGELO



LASA BIANCO



STATUARIO NEX



GLACIER BEACH



NIVEA GREY



CARMEL GREY



NEXUS GREY



NEXUS GRIS




VEGA SILVER



THUNDER ONYX

GHR SURFACE (COLOUR BODY)

NEW
COLLECTION



LUCIDO AFYON



LUCIDO DIOR



LUCIDO GRIGIO



LUCIDO LATHIC



LUCIDO MOCHA


MATT SURFACE



MONOLITH TAUPE



MONOLITH BEIGE



MONOLITH CEMENTO



MONOLITH GRIS



ENIGMATIC FUSION

Embark on a mesmerizing journey where tradition meets innovation as it redefines artistic elegance.

Hybrid

Surface





SUPER STATUARIO

HYBRID SURFACE
RANDOM : 04 PHASE
TYPE : COLOUR BODY




SCAN FOR
VIRTUAL



MICHAEL ANGELO

HYBRID SURFACE
RANDOM : 03 PHASE
TYPE : COLOUR BODY




SCAN FOR
VIRTUAL



SOFT STATUARIO

HYBRID SURFACE
RANDOM : 02 PHASE
TYPE : COLOUR BODY




SCAN FOR
VIRTUAL



CALACUTTA BIANCO ORO

HYBRID SURFACE
RANDOM : 02 PHASE
TYPE : COLOUR BODY



SCAN FOR
VIRTUAL





SUPER STATUARIO
HYBRID SURFACE | COLOUR BODY



STATUARIO ROYAL

HYBRID SURFACE
RANDOM : 03 PHASE
TYPE : COLOUR BODY




SCAN FOR
VIRTUAL



LASA BIANCO

HYBRID SURFACE
RANDOM : 01 PHASE
TYPE : COLOUR BODY




SCAN FOR
VIRTUAL



NATURAL ONYX

HYBRID SURFACE
RANDOM : 02 PHASE
TYPE : COLOUR BODY




SCAN FOR
VIRTUAL




COSTA GREY

HYBRID SURFACE
RANDOM : 04 PHASE
TYPE : COLOUR BODY




SCAN FOR
VIRTUAL





STATUARIO ROYAL
HYBRID SURFACE | COLOUR BODY

→ ←
09mm
1200X2400MM



ROMAN GOLD

HYBRID SURFACE
RANDOM : 03 PHASE
TYPE : COLOUR BODY



SCAN FOR
VIRTUAL



ROMAN BLUE

HYBRID SURFACE
RANDOM : 03 PHASE
TYPE : COLOUR BODY



SCAN FOR
VIRTUAL



PATAGONIA GREEN

HYBRID SURFACE
RANDOM : 03 PHASE
TYPE : COLOUR BODY



SCAN FOR
VIRTUAL



PATAGONIA CREMA

HYBRID SURFACE
RANDOM : 03 PHASE
TYPE : COLOUR BODY




SCAN FOR
VIRTUAL





PATAGONIA CREMA
HYBRID SURFACE | COLOUR BODY

→ ←
9mm
1200X2400MM



COSTAL GREEN

HYBRID SURFACE
ENDLESS : 02 PHASE
TYPE : COLOUR BODY



SCAN FOR
VIRTUAL



PICASSO GREEN

HYBRID SURFACE
ENDLESS : 03 PHASE
TYPE : COLOUR BODY



SCAN FOR
VIRTUAL



NIVEA GREY

HYBRID SURFACE
RANDOM : 02 PHASE
TYPE : COLOUR BODY




SCAN FOR
VIRTUAL



REGAL SILVER

GLOSSY SURFACE
RANDOM : 02 PHASE
TYPE : COLOUR BODY



SCAN FOR
VIRTUAL





PICASSO GREEN
HYBRID SURFACE | COLOUR BODY



BOSCO STEEL

GLOSSY SURFACE
RANDOM : 02 PHASE
TYPE : COLOUR BODY



SCAN FOR
VIRTUAL



FENIX SILVER

GLOSSY SURFACE
RANDOM : 04 PHASE
TYPE : COLOUR BODY



SCAN FOR
VIRTUAL





EUPHORIC ELEGANCE

Transform spaces, ignite imagination, and embrace unparalleled luxury!

Hybrid

Surface



09mm

1200X2400MM



BELGIUM GREY

HYBRID SURFACE
RANDOM : 02 PHASE
TYPE : COLOUR BODY




SCAN FOR
VIRTUAL



FUSION DARK

HYBRID SURFACE
ENDLESS : 04 PHASE
TYPE : COLOUR BODY



SCAN FOR
VIRTUAL



EVOQUE GREEN

HYBRID SURFACE
ENDLESS : 02 PHASE
TYPE : COLOUR BODY



SCAN FOR
VIRTUAL



EVOQUE BLACK

HYBRID SURFACE
ENDLESS : 02 PHASE
TYPE : COLOUR BODY



SCAN FOR
VIRTUAL



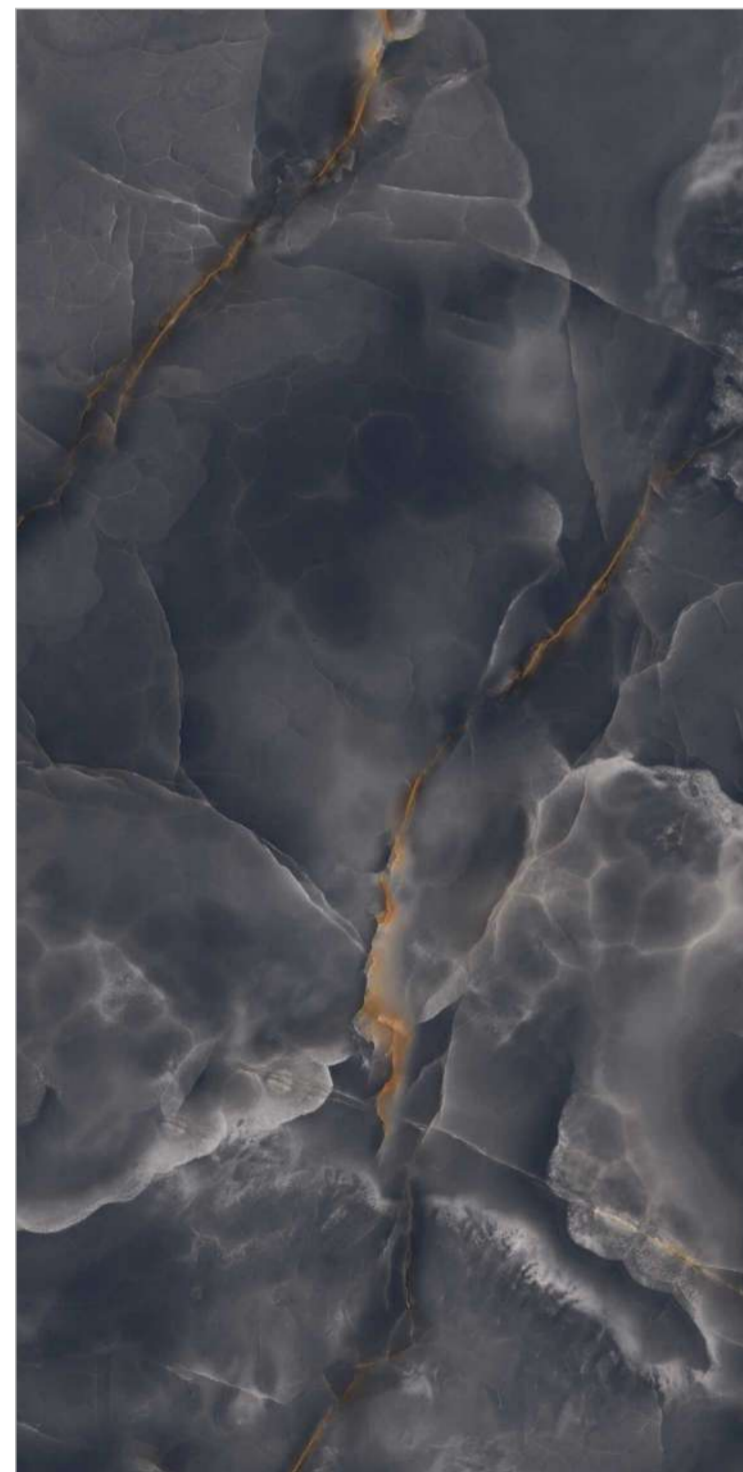


FUSION DARK
HYBRID SURFACE | COLOUR BODY

→ ←
09mm
1200X2400MM


THUNDER ONYX

HYBRID SURFACE
RANDOM : 02 PHASE
TYPE : COLOUR BODY



SCAN FOR
VIRTUAL





OCEANIC FUSION


The ultimate hybrid surface for coastal elegance
and durability.

Hybrid

Surface



→ ←
09mm
1200X2400MM



EMERALD GREEN

HYBRID SURFACE
RANDOM : 03 PHASE
TYPE : EXOTIC COLLECTION



SCAN FOR
VIRTUAL



EMERALD BLUE

HYBRID SURFACE
RANDOM : 03 PHASE
TYPE : EXOTIC COLLECTION



SCAN FOR
VIRTUAL



AMAZONITE COFFEE

HYBRID SURFACE
ENDLESS : 03 PHASE
TYPE : EXOTIC COLLECTION



SCAN FOR
VIRTUAL



AMAZONITE BLUE

GLOSSY SURFACE
ENDLESS : 03 PHASE
TYPE : EXOTIC COLLECTION



SCAN FOR
VIRTUAL





AMAZONITE COFFEE
HYBRID SURFACE | EXOTIC COLLECTION



GREEN ONYX

HYBRID SURFACE
RANDOM : 04 PHASE
TYPE: EXOTIC COLLECTION



SCAN FOR
VIRTUAL



SKY ONYX

HYBRID SURFACE
RANDOM : 04 PHASE
TYPE: EXOTIC COLLECTION



SCAN FOR
VIRTUAL



BLUE ONYX

HYBRID SURFACE
RANDOM : 03 PHASE
TYPE: EXOTIC COLLECTION



SCAN FOR
VIRTUAL



LIME ONYX

HYBRID SURFACE
RANDOM : 03 PHASE
TYPE: EXOTIC COLLECTION



SCAN FOR
VIRTUAL



→ ←
09mm
1200X2400MM


OCEAN ONYX

HYBRID SURFACE
RANDOM : 03 PHASE
TYPE: EXOTIC COLLECTION



SCAN FOR
VIRTUAL





THE EPITOME OF LUXURY

A luxurious and timeless surfaces that adds
a touch of glamour and sophistication
to any space



09mm

1200X2400MM

Glossy

Surface



DORLIN GREY

GLOSSY SURFACE
RANDOM : 02 PHASE



SCAN FOR
VIRTUAL



VALENCIA CREMA

GLOSSY SURFACE
RANDOM : 04 PHASE



SCAN FOR
VIRTUAL



PERLATO GREY

GLOSSY SURFACE
ENDLESS : 02 PHASE



SCAN FOR
VIRTUAL



PERLATO GRIS

GLOSSY SURFACE
ENDLESS : 02 PHASE



SCAN FOR
VIRTUAL





PERLATO GREY
GLOSSY SURFACE



FLORIS BIANCO

GLOSSY SURFACE
RANDOM : 02 PHASE



SCAN FOR
VIRTUAL



FLORIS GREY

GLOSSY SURFACE
RANDOM : 02 PHASE



SCAN FOR
VIRTUAL



LOFT GREY

GLOSSY SURFACE
RANDOM : 03 PHASE



SCAN FOR
VIRTUAL



LOFT GRIS

GLOSSY SURFACE
RANDOM : 03 PHASE



SCAN FOR
VIRTUAL





FLORIS GREY
GLOSSY SURFACE



ORACLE GREY

GLOSSY SURFACE
RANDOM : 03 PHASE



SCAN FOR
VIRTUAL



ORACLE BEIGE

GLOSSY SURFACE
RANDOM : 03 PHASE



SCAN FOR
VIRTUAL



ETERNAL CREMA

GLOSSY SURFACE
RANDOM : 02 PHASE



SCAN FOR
VIRTUAL



ETERNAL SILVER

GLOSSY SURFACE
RANDOM : 02 PHASE



SCAN FOR
VIRTUAL





REGAL FUSION


Embark on a majestic journey where luxury meets sustainability

Hybrid

Surface Book Match



→ ←
09mm
1200X2400MM




BOTANIC WAVE
HYBRID SURFACE
BOOK MATCH
TYPE : COLOUR BODY



SCAN FOR
VIRTUAL
360°



→ ←
09mm
1200X2400MM





EXOTIC AQUA

HYBRID SURFACE
BOOK MATCH



SCAN FOR
VIRTUAL
360°

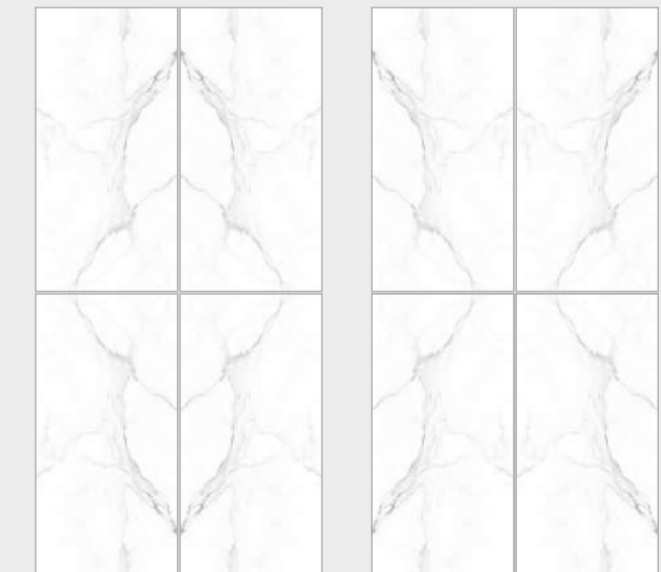


STATUARIO REGAL

HYBRID SURFACE
BOOK MATCH
TYPE : COLOUR BODY



SCAN FOR
VIRTUAL
360°





→ ←
09mm
1200X2400MM




ROMA IMPERIAL
HYBRID SURFACE
BOOK MATCH
TYPE : COLOUR BODY



SCAN FOR
VIRTUAL
360°





LUSTROUS REFLECTIONS

Elevate your space with the mesmerizing sheen of glossy surfaces.

Glossy

Surface




→ ←
09mm
1200X2400MM



CRYSTAL STATUARIO

GLOSSY SURFACE
RANDOM : 03 PHASE




SCAN FOR
VIRTUAL



BIANCO LUNENSIS

GLOSSY SURFACE
RANDOM : 08 PHASE




SCAN FOR
VIRTUAL



SCREPOLATO NERO

GLOSSY SURFACE
RANDOM : 03 PHASE





SCAN FOR
VIRTUAL



BOSCO GREY

GLOSSY SURFACE
RANDOM : 02PHASE




SCAN FOR
VIRTUAL





BIANCO LUNENSIS
HYBRID SURFACE

→ ←
09mm
1200X2400MM



CARMEL GREY

GLOSSY SURFACE
RANDOM : 03 PHASE



SCAN FOR
VIRTUAL



CARMEL BROWN

GLOSSY SURFACE
RANDOM : 03 PHASE



SCAN FOR
VIRTUAL



ESPERDA GREY

GLOSSY SURFACE
RANDOM : 02 PHASE



SCAN FOR
VIRTUAL



ESPERDA BROWN

GLOSSY SURFACE
RANDOM : 02 PHASE



SCAN FOR
VIRTUAL





VERSACE GOLD

GLOSSY SURFACE
RANDOM : 02 PHASE



SCAN FOR
VIRTUAL



GOLDEN WAVE

GLOSSY SURFACE
RANDOM : 02 PHASE



SCAN FOR
VIRTUAL



WILLIUM GREY CLASSIC

GLOSSY SURFACE
RANDOM : 02 PHASE



SCAN FOR
VIRTUAL



ARMANI CHOCO

GLOSSY SURFACE
RANDOM : 02 PHASE




SCAN FOR
VIRTUAL





GOLDEN WAVE
HYBRID SURFACE

→ ←
09mm
1200X2400MM



ORIENTA MOCA

GLOSSY SURFACE
RANDOM : 02 PHASE



SCAN FOR
VIRTUAL



ORIENTA BEIGE

GLOSSY SURFACE
RANDOM : 02 PHASE



SCAN FOR
VIRTUAL



BRECCIA BIEGE

GLOSSY SURFACE
RANDOM : 02 PHASE



SCAN FOR
VIRTUAL



TEXTURE CREMA

GLOSSY SURFACE
RANDOM : 02 PHASE

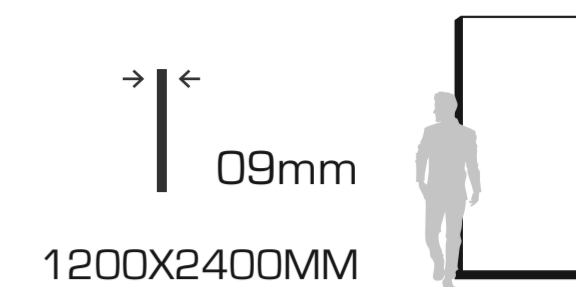


SCAN FOR
VIRTUAL






BRECCIA BIEGE
HYBRID SURFACE



SAINT LAURENT

GLOSSY SURFACE
RANDOM : 02 PHASE




SCAN FOR
VIRTUAL



PORTORO BLACK

GLOSSY SURFACE
RANDOM : 02 PHASE



SCAN FOR
VIRTUAL



→ ←
09mm
1200X2400MM

ANTIQUE CREMA

GLOSSY SURFACE
RANDOM : 02 PHASE



SCAN FOR
VIRTUAL





MAKE YOUR AMBIANCE MORE BEAUTIFUL

Experience the grandeur of nature in your spaces
through intuitive and natural impressions


Spa Surface





MICHAEL ANGELO

SPA SURFACE
RANDOM : 03 PHASE
TYPE COLOUR BODY




SCAN FOR
VIRTUAL



LASA BIANCO

SPA SURFACE
RANDOM : 01 PHASE
TYPE COLOUR BODY




SCAN FOR
VIRTUAL



STATUARIO NEX

SPA SURFACE
RANDOM : 02 PHASE
TYPE COLOUR BODY




SCAN FOR
VIRTUAL



GLACIER BEACH

SPA SURFACE
RANDOM : 03 PHASE
TYPE COLOUR BODY



SCAN FOR
VIRTUAL





NIVEA GREY

SPA SURFACE
RANDOM : 02 PHASE
TYPE COLOUR BODY



SCAN FOR
VIRTUAL



CARMEL GREY

SPA SURFACE
RANDOM : 03 PHASE
TYPE COLOUR BODY



SCAN FOR
VIRTUAL



NEXUS GREY

SPA SURFACE
RANDOM : 02 PHASE
TYPE COLOUR BODY



SCAN FOR
VIRTUAL



NEXUS GRIS

SPA SURFACE
RANDOM : 02 PHASE
TYPE COLOUR BODY



SCAN FOR
VIRTUAL





NIVEA GREY
SPA SURFACE | COLOUR BODY



VEGA SILVER

SPA SURFACE
RANDOM : 02 PHASE
TYPE COLOUR BODY



SCAN FOR
VIRTUAL



THUNDER ONYX

SPA SURFACE
RANDOM : 02 PHASE
TYPE COLOUR BODY



SCAN FOR
VIRTUAL





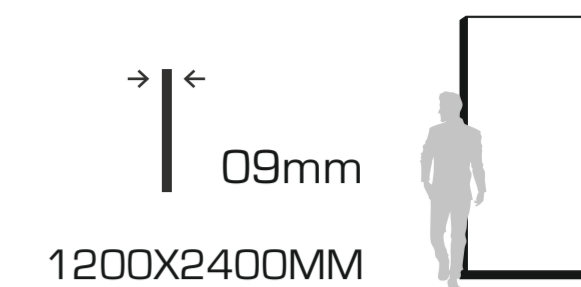
EXQUISITE EUPHORIA

Unveil the epitome of opulence on extraordinary surfaces.



GHR

Surface



LUCIDO AFYON

GHR SURFACE
RANDOM : 02 PHASE
TYPE COLOUR BODY



SCAN FOR
VIRTUAL



LUCIDO DIOR

GHR SURFACE
RANDOM : 02 PHASE
TYPE COLOUR BODY



SCAN FOR
VIRTUAL



LUCIDO GRIGIO

GHR SURFACE
RANDOM : 02 PHASE
TYPE COLOUR BODY



SCAN FOR
VIRTUAL



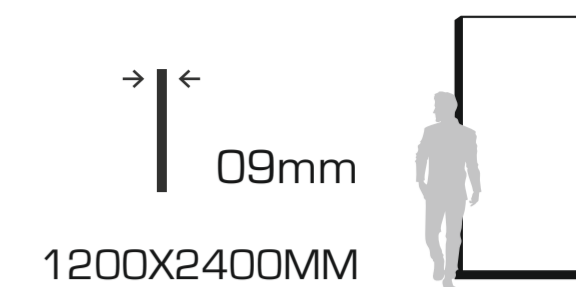
LUCIDO LATHIC

GHR SURFACE
RANDOM : 02 PHASE
TYPE COLOUR BODY



SCAN FOR
VIRTUAL





LUSIDO MOCHA

GHR SURFACE
RANDOM : 02 PHASE
TYPE COLOUR BODY



SCAN FOR
VIRTUAL



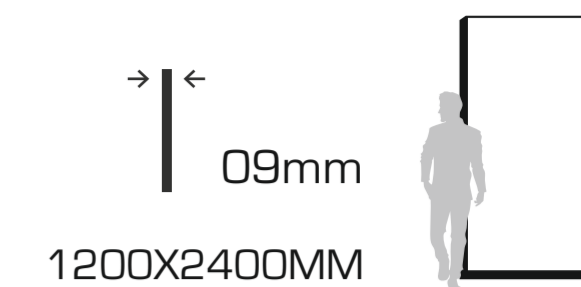


CLASSY IMPRESSIONS

Embrace the allure of understated
sophistication with matt surface.

Matt Surface





MONOLITH TAUPE

MATT SURFACE
RANDOM : 03 PHASE



SCAN FOR
VIRTUAL



MONOLITH BEIGE

MATT SURFACE
RANDOM : 03 PHASE



SCAN FOR
VIRTUAL



MONOLITH CEMENTO

MATT SURFACE
RANDOM : 03 PHASE



SCAN FOR
VIRTUAL



MONOLITH GRIS

MATT SURFACE
RANDOM : 03 PHASE



SCAN FOR
VIRTUAL



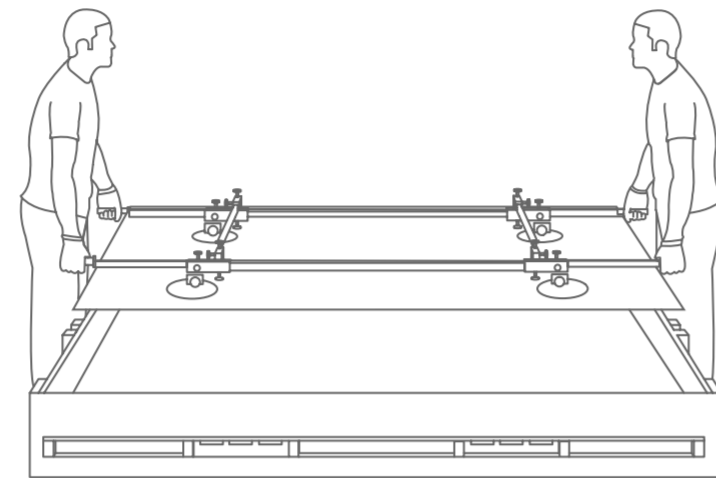
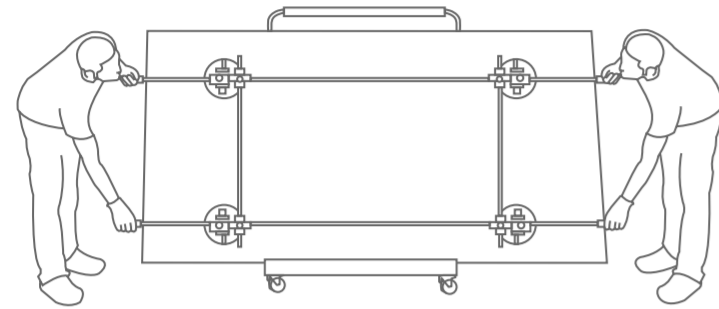


MONOLITH CEMENTO
MATT SURFACE

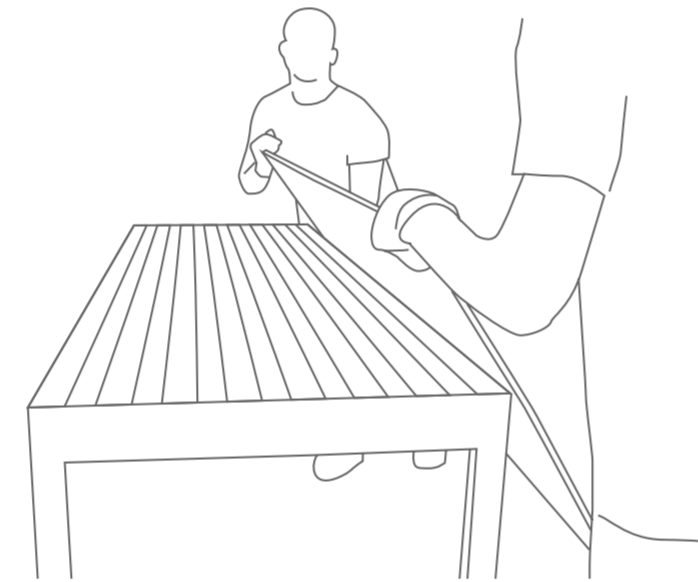
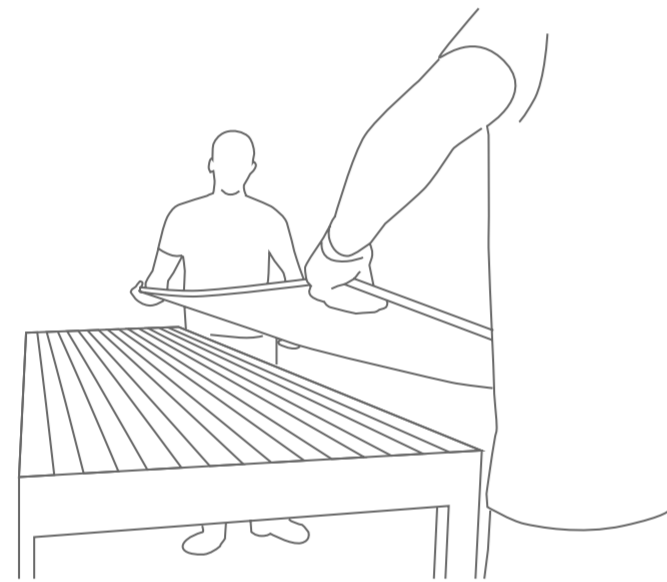
MANUALLY TRANSPORTING TILES

Only for 1/4" Slabs

MOVING A TILE



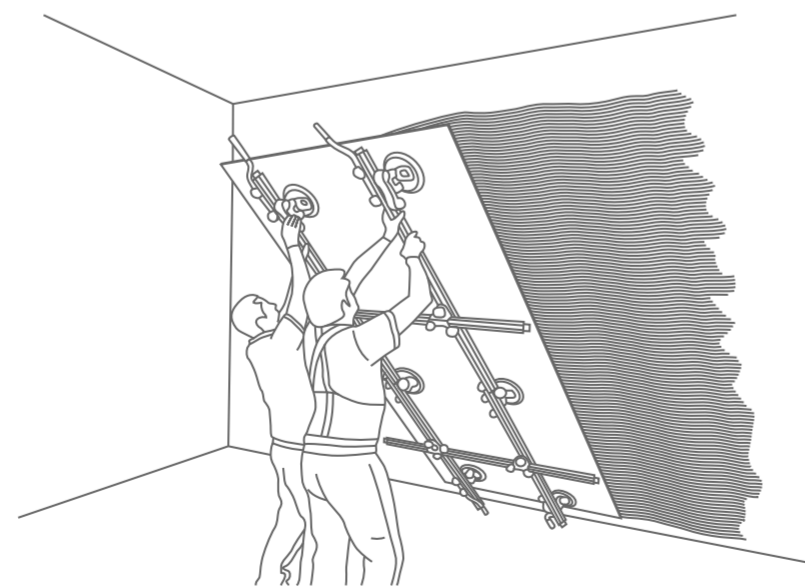
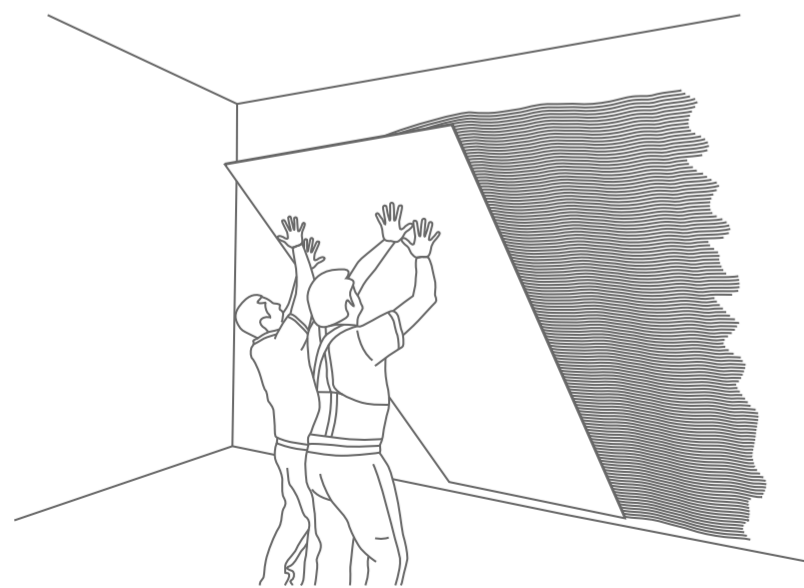
RAISING A IMMEDIATE TILE ONTO A BENCH



✗ INCORRECT

✓ CORRECT

HANDLING IMMEDIATE TILE FOR WALL

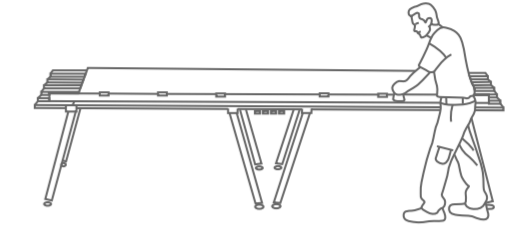
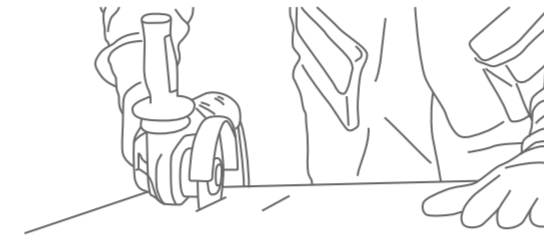


✗ INCORRECT

✓ CORRECT

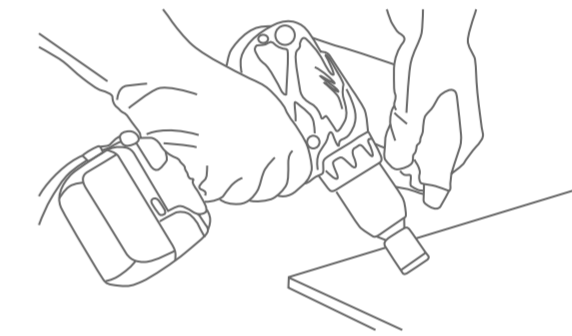

WORKING WITH THE VARIOUS VERSIONS OF TILES

CUTTING WITH DIAMOND DISCS



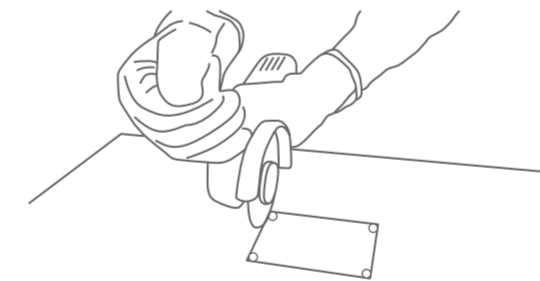
Our products can be cut using diamond discs fitted onto the hand-held electrical grinding machine. The speed of Disc rotation must be high (>10000 RPM) and should have a low feed rate (< 1 m/min). It may be required to cool the disc with water. Recommended discs are the thin types generally used for cutting porcelain stoneware. The surface should be kept on a FLAT base while cutting without any gap underneath

DRILLING



You can use cutting discs fitted to battery-operated screwdrivers or angle grinders, electrical drills as an alternative.

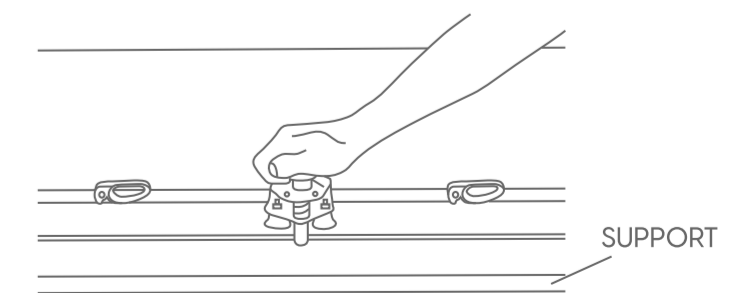
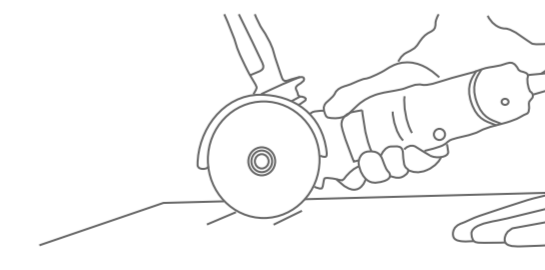
INTERNAL CUT / L-SHAPED CUT



To get internal and L-shaped corners & to reduce the risk of breakage, round o the vertex of the internal corner using bits with a radius of at least 5mm. Then cut with diamond discs, be cautious to stop moving the cutting tool forward. To drill and cut using diamond discs, follow the instructions provided above.

When using these tools:
 -Cool the point being drilled with water
 -Don't put too much pressure and bear in mind the resistance of the type of laminated stoneware you are working on
 -If you are using tungsten bits, start drilling at a low speed
 -If you are using drills or screwdrivers, do not select hammering mode

EDGE-FINISHING




INSTRUCTIONS FOR MANUAL INSTALLATION


SINGLE LAYER METHOD



DOUBLE-LAYER METHOD




COMPRESSING THE TILE



IMPORTANT

All cutout corners must have a minimum diameter of 1/4". Never leave 90° angles. We recommend radiuses of more than 1/4" when the kitchen the design allows as it makes the countertop firmer.



✓ CORRECT



✗ INCORRECT



✗ INCORRECT



✗ INCORRECT

CLEANING & MAINTENANCE

Our products are non porous (due to their high quality raw materials, stringent production parameters and state of the art technology), hence any dust or deposited waste cannot penetrate the surface.

For most cases only a damp cloth is sufficient for cleaning.

Regular cleaning highlights the aesthetic features of the surface and gives it exceptional shine.

For highly aggressive cleaning caused by some common food and substances follow the table below.

TYPE OF STAIN	CHEMICAL PRODUCT	EXAMPLE
Grease	Alkaline - Solvent	Detergent
Oil	Solvent	Ammonia, Baking Soda
Ink	Oxidant - Solvent	Alcohol, Liquid Bleach, Nail Paint Remover
Rust	Acid	Hydrochloric Acid, Vinegar, Red Harpic
Lime	Acid	Descaling Reagent, Hydro Chloric Acid
Cement	Acid	Hydro Chloric Acid
Wine	Alkaline	Ammonia, Liquid Bleach
Coffee	Alkaline - Solvent	Ammonia, Liquid Bleach
Rubber	Solvent	Alcohol, Thinner
Plaster	Acid	Hydro Chloric Acid
Candle Wax	Solvent	Alcohol, Thinner
Iodine	Oxidant	Liquid Bleach
Blood	Oxidant	Liquid Bleach
Ice Cream	Alkaline	Liquid Bleach

Note: It is recommended that any kind of stain needs to get clean immediately / as soon as possible.

TECHNICAL SPECIFICATIONS

CHARACTERISTIC	STANDARD AS PER ISO-13006/2018 En14411 gr.bla	MOTTO VALUE	TEST METHOD
Regulatory Properties			
Deviation in Length & Width	±0.5%	±0.2%	ISO 10545-2
Deviation in Thickness	±5%	±5%	ISO 10545-2
Straightness of Sides	±0.5%	±0.2%	ISO 10545-2
Rectangularity	±0.5%	±0.2%	ISO 10545-2
Surface Flatness	±0.5%	±0.3%	ISO 10545-2
Colour Difference	ΔE<1.00	ΔE<0.30	ISO 10545-16
Glossiness	As per Mfg.	As Per Mfg.	GlossMeter
Structural Properties			
Water Absorption	≤0.5 %	≤0.3 %	ISO 10545-3
Apparent Density	As Per Mfg.	>2.20 g/cc	ISO 10545-3
Massive Mechanical Properties			
Modulus of Repture	Min.35N/mm ²	Min.40N/mm ²	ISO 10545-4
Breaking Strength	Min. 1300 N	Min. 2000 N	ISO 10545-4
Impact Resistance	As per Mfg.	Min. 0.55	ISO 10545-4
Surface Mechanical Properties			
Surface Abrasion Resistance	As per Mfg.	Min. class 3	ISO 10545-7
Moh's Hardness	As per Mfg.	Min. class 4	BS EN 15771
Thermo Hygrometric Properties			
Frost Resistance	As Per Mfg.	Frost Proof	ISO 10545-12
Thermal Shock Resistance	Min. 10 Cycle	Min. 10 Cycle	ISO 10545-9
Moisture Expansion	Max. 0.6mm/m	Max. 0.02mm/m	ISO 10545-10
Thermal Expansion	Max. 9.0 x 10 ⁻⁶	Max. 6.0x10 ⁻⁶	ISO 10545-8
Chemical Properties			
Chemical Resistance	As Per Mfg.	No Damage	ISO 10545-13
Stain Resistance	Resistant	Resistant	ISO 10545-14
Safety Properties			
Slip Resistance	As per Mfg.	N. A.	DIN 51130
Fire Resistance	As per Mfg.	Fire Proof	N. A.

PACKING DETAILS

Dimension (mm)	No. of PC's/Box	Square Feet	Weight (Approx)
1200x2400mm	1 Pcs.	31 Sq. Feet	61 Kg.



SOUTHINDIATILES

159/1,159/2, Bashyakaralu Road East, R.S.Puram,
Coimbatore.Tamilnadu-641002

E-mail: info@southindiatiles.com | www.southindiatiles.com

Number :+91 7066666618