



SOUTHINDIA TILES

LUCIDO

COLLECTION

800x1600mm
1200x2400mm

9mm Thickness

LUCIDO COLLECTION

The Lucido Series brings a new dimension to your interiors, where surfaces become canvases for your personal style. With a focus on aesthetics that captivate and design that resonates with the human spirit, this series redefines the way we perceive our living spaces. It's a collection that harmoniously integrates with your vision, infusing your surroundings with a unique character.

In the Lucido Series, we venture beyond the ordinary, inviting you to embark on a journey where floors and walls become the foundation for your expression. This collection isn't just about tiles; it's about the artistry and humanity they embrace. It's a testament to the idea that your home should reflect your essence, and this series offers a bridge between your dreams and the reality you inhabit.



800X1600MM | 1200X2400MM

The Lucido Series introduces grandeur with its impressive sizes of 800x1600mm and 1200x2400mm, redefining spaces with expansive elegance. These substantial dimensions open doors to imaginative designs and emphasize the scale and grandeur of any area they adorn.

LUCIDO
COLLECTION





CERAMIC TECHNOLOGY AND CULTURE



It's a testament to our dedication to quality and innovation while celebrating the timeless heritage of artistry and craftsmanship. With each tile, you not only embrace the advanced techniques of ceramic production but also carry forward the legacy of cultural significance that resonates with the human spirit.

COLOR BODY
SERIES

The Lucido Series is fortified with a range of exceptional features. Resistant to chemicals, frost, and UV exposure, these tiles are built to endure the harshest elements and maintain their pristine appearance. Their robust characteristics make them a perfect choice for outdoor and indoor applications, ensuring longevity and beauty in any environment.



Chemical Resistant



Waterproof Surface



Frost Resistant




Natural Surface



Flexural Strength



Uv Rays Resistant





APPLICATIONS AREA

The Lucido Series transcends conventional boundaries, offering a diverse spectrum of applications. From enhancing the grandeur of large architectural spaces to adding a touch of luxury to residential interiors, these tiles are versatile and adaptable. They seamlessly integrate with both floor and wall designs, allowing you to craft a tailored look that suits your vision.



OFFICE
TABLE



STAIRCASE



TABLE
TOP



SHELVES



DINING
TABLE



KITCHEN
COUNTER TOP



DOOR/WINDOW
FRAME




LIVING
ROOM


COLOR BODY
SERIES

GHR
SURFACE

LUCIDO
COLLECTION



LUCIDO AFYON



Italian Technology

 FLEXIBLE BODY

Size:
800x1600mm
1200x2400mm

Thickness:
9mm

Surface:
GHR

Scan For Virtual


360°





LUCIDO AFYON


COLOR BODY
SERIES

GHR
SURFACE

LUCIDO
COLLECTION



LUCIDO DIOR



Italian Technology

 FLEXIBLE BODY

Size:
800x1600mm
1200x2400mm

Thickness:
9mm

Surface:
GHR

Scan For Virtual


360°






LUCIDO DIOR


COLOR BODY
SERIES

GHR
SURFACE

LUCIDO
COLLECTION



LUCIDO GRIGIO



Italian Technology

 FLEXIBLE BODY

Size:
800x1600mm
1200x2400mm

Thickness:
9mm

Surface:
GHR

Scan For Virtual


360°





LUCIDO GRIGIO


COLOR BODY
SERIES

GHR
SURFACE

LUCIDO
COLLECTION



LUCIDO LATHIC



Italian Technology

 FLEXIBLE BODY

Size:
800x1600mm
1200x2400mm


Thickness:
9mm

Surface:
GHR

Scan For Virtual


360°






LUCIDO LATHIC


COLOR BODY
SERIES

GHR
SURFACE

LUCIDO
COLLECTION



LUCIDO MOCHA



Italian Technology

 FLEXIBLE BODY

Size:
800x1600mm
1200x2400mm

Thickness:
9mm

Surface:
GHR

Scan For Virtual


360°



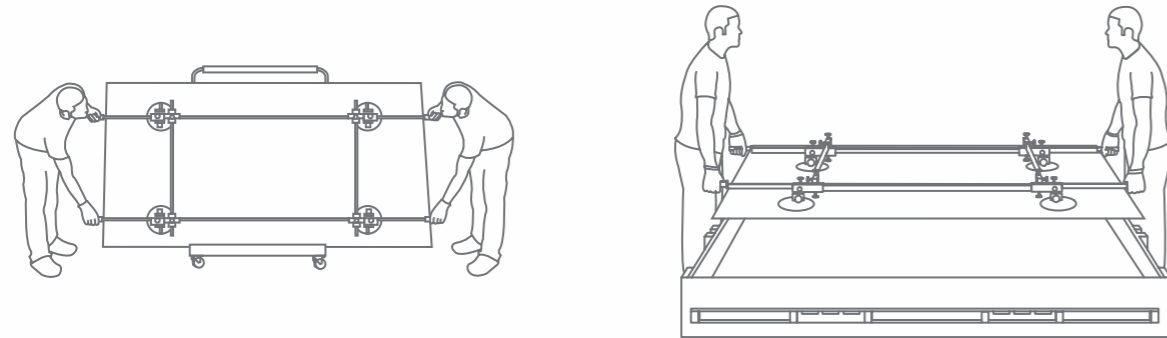


LUCIDO MOCHA

MANUALLY TRANSPORTING TILES

Only for 1/4" Slabs

MOVING A TILE



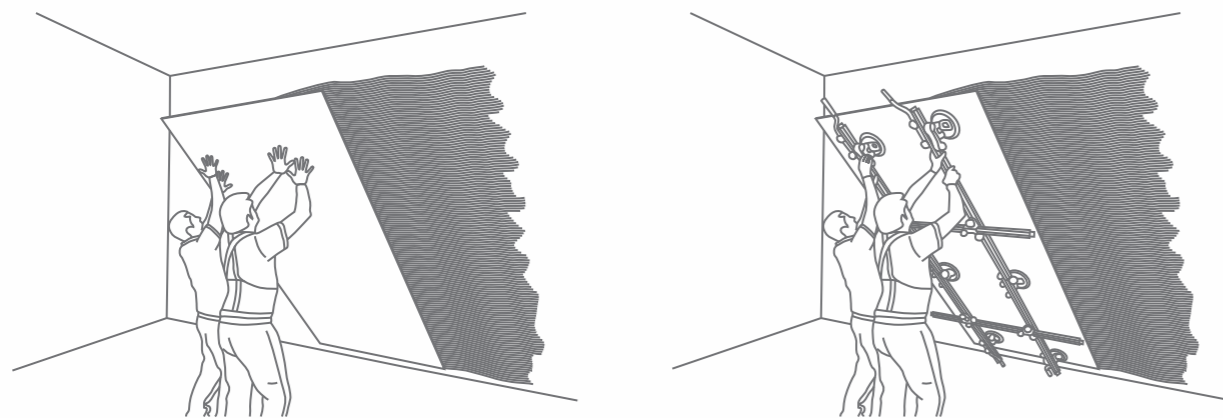
RAISING A IMMEDIATE TILE ONTO A BENCH



✗ INCORRECT

✓ CORRECT

HANDLING IMMEDIATE TILE FOR WALL



✗ INCORRECT

✓ CORRECT

WORKING WITH THE VARIOUS VERSIONS OF TILES

CUTTING WITH DIAMOND DISCS



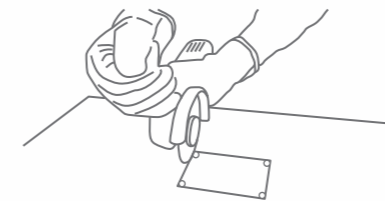
Our products can be cut using diamond discs fitted onto the hand-held electrical grinding machine. The speed of Disc rotation must be high (>10000 RPM) and should have a low feed rate (< 1 m/min). It may be required to cool the disc with water. Recommended discs are the thin types generally used for cutting porcelain stoneware. The surface should be kept on a FLAT base while cutting without any gap underneath

DRILLING



You can use cutting discs fitted to battery-operated screwdrivers or angle grinders, electrical drills as an alternative.

INTERNAL CUT / L-SHAPED CUT

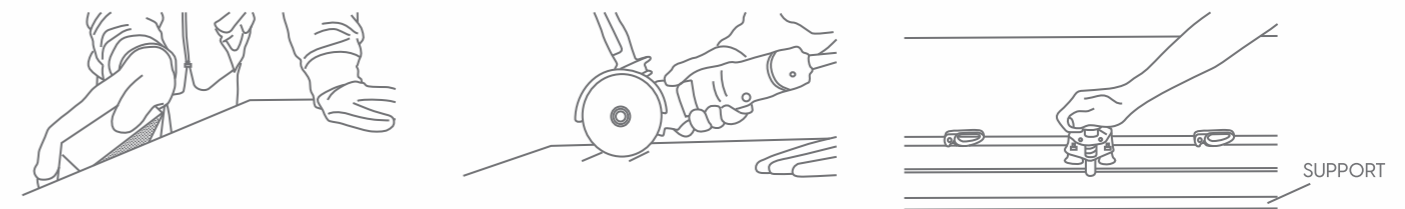


To get internal and L-shaped corners & to reduce the risk of breakage, round o the vertex of the internal corner using bits with a radius of at least 5mm. Then cut with diamond discs, follow the instructions provided above.

When using these tools:

- Cool the point being drilled with water
- Don't put too much pressure and bear in mind the resistance of the type of laminated stoneware you are working on
- If you are using tungsten bits, start drilling at a low speed
- If you are using drills or screwdrivers, do not select hammering mode

EDGE-FINISHING

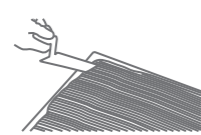


INSTRUCTIONS FOR MANUAL INSTALLATION

SINGLE LAYER METHOD



DOUBLE-LAYER METHOD



COMPRESSING THE TILE



IMPORTANT

All cutout corners must have a minimum diameter of 1/4". Never leave 90° angles. We recommend radiuses of more than 1/4" when the kitchen the design allows as it makes the countertop firmer.



✓ CORRECT



✗ INCORRECT



✗ INCORRECT



✗ INCORRECT

CLEANING & MAINTENANCE

Our products are non porous (due to their high quality raw materials, stringent production parameters and state of the art technology), hence any dust or deposited waste cannot penetrate the surface.

For most cases only a damp cloth is sufficient for cleaning.

Regular cleaning highlights the aesthetic features of the surface and gives it exceptional shine.

For highly aggressive cleaning caused by some common food and substances follow the table below.

TYPE OF STAIN	CHEMICAL PRODUCT	EXAMPLE
Grease	Alkaline - Solvent	Detergent
Oil	Solvent	Ammonia, Backing Soda
Ink	Oxidant - Solvent	Alcohol, Liquid Bleach, Nail Paint Remover
Rust	Acid	Hydrochloric Acid, Vinegar, Red Harpic
Lime	Acid	Descaling Reagent, Hydro Chloric Acid
Cement	Acid	Hydro Chloric Acid
Wine	Alkaline	Ammonia, Liquid Bleach
Coffee	Alkaline - Solvent	Ammonia, Liquid Bleach
Rubber	Solvent	Alcohol, Thinner
Plaster	Acid	Hydro Chloric Acid
Candle Wax	Solvent	Alcohol, Thinner
Iodine	Oxidant	Liquid Bleach
Blood	Oxidant	Liquid Bleach
Ice Cream	Alkaline	Liquid Bleach

Note: It is recommended that any kind of stain needs to get clean immediately / as soon as possible.

TECHNICAL SPECIFICATIONS

CHARACTERISTIC	STANDARD AS PER ISO-13006/2018 En14411 gr.bla	MOTTO VALUE	TEST METHOD
Regulatory Properties			
Deviation in Length & Width	±0.5%	±0.2%	ISO 10545-2
Deviation in Thickness	±5%	±5%	ISO 10545-2
Straightness of Sides	±0.5%	±0.2%	ISO 10545-2
Rectangularity	±0.5%	±0.2%	ISO 10545-2
Surface Flatness	±0.5%	±0.3%	ISO 10545-2
Colour Difference	ΔE<1.00	ΔE<0.30	ISO 10545-16
Glossiness	As per Mfg.	As Per Mfg.	GlossMeter
Structural Properties			
Water Absorption	≤0.5 %	≤0.3 %	ISO 10545-3
Apparent Density	As Per Mfg.	>2.20 g/cc	ISO 10545-3
Massive Mechanical Properties			
Modulus of Repture	Min.35N/mm ²	Min.40N/mm ²	ISO 10545-4
Breaking Strength	Min. 1300 N	Min. 2000 N	ISO 10545-4
Impact Resistance	As per Mfg.	Min. 0.55	ISO 10545-4
Surface Mechanical Properties			
Surface Abrasion Resistance	As per Mfg.	Min. class 3	ISO 10545-7
Moh's Hardness	As per Mfg.	Min. class 4	BS EN 15771
Thermo Hygrometric Properties			
Frost Resistance	As Per Mfg.	Frost Proof	ISO 10545-12
Thermal Shock Resistance	Min. 10 Cycle	Min. 10 Cycle	ISO 10545-9
Moisture Expansion	Max. 0.6mm/m	Max. 0.02mm/m	ISO 10545-10
Thermal Expansion	Max. 9.0 x 10 ⁻⁶	Max. 6.0x10 ⁻⁶	ISO 10545-8
Chemical Properties			
Chemical Resistance	As Per Mfg.	No Damage	ISO 10545-13
Stain Resistance	Resistant	Resistant	ISO 10545-14
Safety Properties			
Slip Resistance	As per Mfg.	N. A.	DIN 51130
Fire Resistance	As per Mfg.	Fire Proof	N. A.

PACKING DETAILS

Dimension (mm)	No. of PC's/Box	Square Feet	Weight (Approx)
1200x2400mm	1 Pcs.	31 Sq. Feet	61 Kg.
800x1600mm	2 Pcs.	27.5 Sq. Feet	52 Kg.



SOUTHINDIATILES

159/1,159/2, Bashyakaralu Road East, R.S.Puram,
Coimbatore,Tamilnadu-641002

E-mail: info@southindiatiles.com | www.southindiatiles.com

Number :+91 7066666618