



SOUTHINDIA TILES

CATALOGUE

1200X2400mm
9mm Thickness

1200x
2400mm



we are...

One of the most dynamic & productive brands of the modern ceramic world that is brought to life by a visionary, Mr. Mahendra Fefar. Over the years the company has developed manyfold.

Since 2010- the inception year, to today we have expanded our reach to national & international arenas with a capillary presence in more than 37-40 countries with more than 1700 satisfied customers.

Finest skills clubbed with state-of-the-art technology have helped us to carve a niche, which is stamped by authorities as we are ISO 9001:2008 Certified. Overall the company has marked its position as the leading Manufacturer, Exporter and Supplier of the exquisite Marble Wall Tiles.

I N D E X

GLOSSY

- | | | | |
|----|--------------------|----|------------------|
| 11 | ANTIQUE CREMA | 24 | ARMANI BROWN |
| 12 | ARMANI CHOCO | 25 | AZUL LINOSA |
| 13 | BOTTOCHINO CLASSIC | 26 | BIANCO LUNESIS |
| 14 | BRECCIA BIEGE | 27 | BOSCO GREY |
| 15 | CARMEL BROWN | 28 | ESPRADA BROWN |
| 16 | CARMEL GREY | 29 | ESPRADA GREY |
| 17 | CRISTAL STATUARIO | 30 | GOLDEN WAVE |
| 18 | ORIENTA BIEGE | 31 | PORTORO BLACK |
| 19 | ORIENTA MOCA | 32 | SAINT LAUREN |
| 20 | STATUARIO CARBON | 33 | SCREPOLATO NERO |
| 21 | TEXTURES CREMA | 34 | SERREN COLLIN |
| 22 | VERSACE GOLD | 35 | SPIDER GREY |
| 23 | WILLIUM GREY | 36 | STATUARIO VENATO |

MATT

- | | | | |
|----|------------------|----|----------------|
| 37 | MONOLITH BIEGE | 39 | MONOLITH GRIS |
| 38 | MONOLITH CEMENTO | 40 | MONOLITH TAUPE |

Lightweight

Frost resistance

9mm thickness

Flexural strength

Wear & tear resistance

Water proof surface

Hygienic and scratch resistance surface

Chemical resistance

Resistance to UV rays

Impact resistance

Resistance to heat

Stain resistance

Natural Surfaces

Glare Free Polish

Gleaming Effect

Soft To Touch

1200x2400mm

The Complete & Perfect Tiling Solutions




Italian technology



Flexible body

9 MM THICKNESS

Such an eccentric thickness makes varied applications possible. In our journey to become the most influential tile manufacturer ever, we have discovered many new characteristics of tiles including ASC products through extensive research. The tiles are exceptionally more durable. Lay them, shape up and customize a new world at your feet.





WALL & FLOOR



KITCHEN TABLES



COUNTERTOPS

WASHBASINS



RECEPTION TABLES



SHELVES AND FURNITURE




OUTDOOR DECORATION





OUTDOOR





ANTIQUÉ CREMA

1200x2400mm



ARMANI CHOCO

1200x2400mm



BOTTOCHINO CLASSIC



1200x2400mm




BRECCIA BIEGE



1200x2400mm



CARMEL BROWN




1200x2400mm




CARMEL GREY



1200x2400mm



CRISTAL STATUARIO



1200x2400mm



ORIENTA BIEGE

1200x2400mm



ORIENTA MOCA


1200x2400mm



STATUARIO CARBON



1200x2400mm



TEXTURES CREMA

1200x2400mm



VERSACE GOLD



1200x2400mm



WILLIUM GREY CLASSIC



SOUTH
INDIA
TILES

1200x2400mm



ARMANI BROWN

1200x2400mm




AZUL LINOSA A&B
BOOKMATCH



1200x2400mm



BIANCO LUNESIS



1200x2400mm



BOSCO GREY

1200x2400mm



ESPRADA BROWN



1200x2400mm



ESPRADA GREY



1200x2400mm



GOLDEN WAVE




1200x2400mm



PORTORO BLACK



1200x2400mm



SAINT LAUREN



1200x2400mm




SCREPOLATO NERO



1200x2400mm



SERREN COLLIN



1200x2400mm



SPIDER GREY



1200x2400mm



STATUARIO VENATO



1200x2400mm



MONOLITH BEIGE
Matt

1200x2400mm



SOUTH
INDIA
TILES



MONOLITH CEMENTO
Matt

1200x2400mm



MONOLITH GRIS
Matt

1200x2400mm



MONOLITH TAUPE
Matt

1200x2400mm

TECHNICAL SPECIFICATION

CHARACTERISTIC	STANDARD AS PER ISO-13006/ En14411 GROUP	OUR VALUE	TEST METHOD
Regulatory Properties			
Deviation in Length & Width	±0.5%	±0.2%	ISO - 10545-2
Deviation in Thickness	±5.0%	±5.0%	ISO - 10545-2
Straightness of Sides	±0.5%	±0.2%	ISO - 10545-2
Rectangularity	±0.5%	±0.2%	ISO - 10545-2
Surface Flatness	±0.5%	±0.2%	ISO - 10545-2
Colour Difference	Unaltered	No Change	ISO - 10545-16
Glossiness	As per Mfg.	>90%	Glossmeter
Structural Properties			
Water Absorption	≤0.05%	≤0.05%	ISO - 10545-3
Apparent Density	>2.00 g/cc	>2.10 g/cc	DIN 51082
Massive Mechanical Properties			
Modulus of Rapture	Min 35N/mm ²	Min 40N/mm ²	ISO - 10545-4
Breaking Strength	Min. 1300 N	Min. 2000 N	ISO - 10545-4
Impact Resistance	As per Mfg.	Min. 0.55	ISO - 10545-5
Surface Mechanical Properties			
Surface Abrasion Resistance	As per Mfg.	Min. class 3	ISO - 10545-7
Moh's Hardness	As per Mfg.	Min. class 4	EN 101
Thermo Hygrometric Properties			
Frost Resistance	No Damage	No Damage	ISO - 10545-12
Thermal Shock Resistance	No Damage	No Damage	ISO - 10545-09
Moisture Expansion	Nil	Nil	ISO - 10545-10
Thermal Expansion	Max. 9.0 x 10 ⁻⁶	Max. 6.5 x 10 ⁻⁶	ISO - 10545-08
Crazing Resistance	As per Mfg.	Min. 10 Cycle	ISO - 10545-11
Chemical Properties			
Chemical Resistance	No Damage	No Damage	ISO - 10545-13
Stain Resistance	Resistant	Resistant	ISO - 10545-14
Safety Properties			
Slip Resistance	As per Mfg.	>0.40	ISO - 10545-17
Fire Resistance	As per Mfg.	Fire Proof	N.A.

DISCLAIMER: Slim Tile Pvt. Ltd. reserves the right to delete & amend either totally or partially, any of the color, shapes, sizes, references and other technical specifications contained in this catalogue at anytime. The colors shows of tiles in this catalogue are purely illustrative and limited to printing process. Please refer actual sample before final selection. The details of sizes, colors, references should be verified for typographical errors. All complaints need to be reported within 10 days of purchase. It is suggested to check the tiles before purchase and laying as the company does not accept responsibility once the tiles are laid.

TECHNICAL FEATURES



PACKING DETAILS

DIMENSION (mm)	No of PC's/Box	SQUARE FEET	WEIGHT (APPROX)
1200 x 2400mm	1	31	62.90 Kgs



SOUTHINDIATILES

159/1,159/2, Bashyakaralu Road East, R.S.Puram,
Coimbatore,Tamilnadu-641002

E-mail: info@southindiatiles.com | www.southindiatiles.com

Number :+91 7066666618