



SOUTHINDIA TILES


GLOSSY

800X1600mm

9mm Thickness

South India Tiles symbolizes the evolution of porcelain and ceramic tiles, focusing on the luxury segment in their collections. We pride ourselves on having extensive working knowledge of both industry standards and design trends. Our showroom features a curated selection of the highest quality products from around the nation, which we pair with complimentary design services by highly trained and professional interior designers. Our goal is to elevate your space and provide a thoughtful, personalized experience

Under one dach, we offer a wide range of brands. In our carefully designed shop atmosphere, we promise to offer you the newest designs and fits for tiles. The product range available at our studios involves all of the senses thereby allowing the user to enjoy personal spaces that offer a new sense of well-being. Our inspiration abounds. Choose among thousands of patterns inspired by nature. Choose the wood, marble, antique, textured, natural, modern, and more from numerous looks. Choose from glazed to glossed, matte to rustic, and many more tile finishes. Welcome again, to the world of innovation!



MARBLE +

NEW ARRIVAL



MARCUS BEIGE

Available size :
800x1600mm

Finish
Glossy

Thickness
9mm

Design
Random (4 Phase)



MARBLE +

NEW ARRIVAL



NATURAL MARFIL

Available size:
800x1600mm

Finish
Glossy

Thickness
9mm

Design
Random (4 Phase)



MARBLE +

NEW ARRIVAL



LIMS SMOKE

Available size :
800x1600mm

Thickness
9mm

Finish
Glossy

Design
End Less (4 Phase)



MARBLE +

NEW ARRIVAL



LIMS ALMOND

Available size :
800x1600mm

Finish
Glossy

Thickness
9mm

Design
End Less (4 Phase)



MARBLE +

NEW ARRIVAL



LIMS BEIGE

Available size :
800x1600mm

Thickness
9mm

Finish
Glossy

Design
End Less (4 Phase)



MARBLE +

NEW ARRIVAL



ACRON BEIGE

Available size :
800x1600mm

Thickness
9mm

Finish
Glossy

Design
End Less (4 Phase)



MARBLE +

NEW ARRIVAL



SILVIA BEIGE

Available size :
800x1600mm

Thickness
9mm

Finish
Glossy

Design
End Less (4 Phase)



MARBLE +

NEW ARRIVAL



ROSALIA CREMA

Available size :
800x1600mm

Finish
Glossy


Thickness
9mm

Design
End Less (3 Phase)



MARBLE +

NEW ARRIVAL



IMPERIAL ONYX

Available size :
800x1600mm

Thickness
9mm

Finish
Glossy

Design
Random (3 Phase)



MOTTO
FUTURE SURFACES

MARBLE 

NEW ARRIVAL



SARREN COLLIN NATURAL

Available size:
800x1600mm

Finish
Glossy

Thickness
9mm

Design
Random (4 Phase)



MARBLE +



ANTIQUE BEIGE

Available size :
800x1600mm

Thickness
9mm

Finish
Glossy

Design
Random (6 Phase)



MARBLE +



BLUE BRESCIA

Available size :
800x1600mm

Finish
Glossy

Thickness
9mm

Design
Random [3 Phase]



MARBLE+



BOTTICINO

Available size :
800x1600mm

Thickness
9mm

Finish
Glossy

Design
Random (4 Phase)



MARBLE+



BOTTICINO FIORITO

Available size :
800x1600mm

Thickness
9mm

Finish
Glossy

Design
Random [7 Phase]



MARBLE+



BRESCIA

Available size :
800x1600mm

Thickness
9mm

Finish
Glossy

Design
Random (3 Phase)



MARBLE+



BRESCIA ONICITA

Available size :
800x1600mm

Finish
Glossy

Thickness
9mm

Design
Random [3 Phase]



MARBLE+



BURBERRY CREMA

Available size :
800x1600mm

Thickness
9mm

Finish
Glossy

Design
End Less (3 Phase)



MARBLE +



CORK TRAVERTINO

Available size :
800x1600mm

Thickness
9mm

Finish
Glossy

Design
Random (4 Phase)



MARBLE +



CREMA BEIGE

Available size :
800x1600mm

Thickness
9mm

Finish
Glossy

Design
Random (6 Phase)



MARBLE +



CREMA MARFIL

Available size :
800x1600mm

Thickness
9mm

Finish
Glossy

Design
Random (2 Phase)



MARBLE+



DYNA CREMA

Available size :
800x1600mm

Thickness
9mm

Finish
Glossy

Design
Random (2 Phase)



MARBLE +



DYNA ROYAL

Available size :
800x1600mm

Thickness
9mm

Finish
Glossy

Design
End Less (4 Phase)



MARBLE +



PIETRA CREMA

Available size :
800x1600mm

Thickness
9mm

Finish
Glossy

Design
End Less (4 Phase)



MARBLE +



PIETRA BEIGE

Available size :
800x1600mm

Thickness
9mm

Finish
Glossy

Design
End Less (4 Phase)



MARBLE +



IRIS BEIGE

Available size :
800x1600mm

Thickness
9mm

Finish
Glossy

Design
Random (5 Phase)



MARBLE +



KATNI BEIGE

Available size :
800x1600mm

Thickness
9mm

Finish
Glossy

Design
End Less (4 Phase)



MARBLE +



PULPIS BEIGE

Available size :
800x1600mm

Thickness
9mm

Finish
Glossy

Design
Random [4 Phase]



MARBLE +



SARREN COLLIN

Available size :
800x1600mm

Thickness
9mm

Finish
Glossy

Design
End Less (4 Phase)



MARBLE +



SARREN COLLIN L&R

Available size :
800x1600mm

Thickness
9mm

Finish
Glossy

Design
Book Match



MARBLE +



ESPERDA BROWN

Available size :
800x1600mm

Thickness
9mm


Finish
Glossy

Design
End Less (4 Phase)



MARBLE +

NEW ARRIVAL



SOFT ART BIANCO

Available size :
800x1600mm

Finish
Glossy

Thickness
9mm

Design
End Less (1 Phase)



MARBLE +

NEW ARRIVAL




LIMS GREY

Available size :
800x1600mm

Thickness
9mm

Finish
Glossy

Design
End Less (4 Phase)



MARBLE +

NEW ARRIVAL



NIVEA GREY

Available size :
800x1600mm

Thickness
9mm

Finish
Glossy

Design
Random (4 Phase)



MARBLE +

NEW ARRIVAL



ACRON GREY

Available size :
800x1600mm

Thickness
9mm

Finish
Glossy

Design
End Less (4 Phase)



MARBLE +

NEW ARRIVAL



MYSTIC GREY

Available size :
800x1600mm

Thickness
9mm

Finish
Glossy

Design
End Less (4 Phase)



MARBLE +

NEW ARRIVAL



MYSTIC COFFEE

Available size:
800x1600mm

Finish
Hi-Gloss

Thickness
9mm

Design
End Less (4 Phase)



MARBLE +



ESPERDA GREY

Available size :
800x1600mm

Thickness
9mm

Finish
Glossy

Design
End Less (4 Phase)



MARBLE +



BOSCO GREY

Available size :
800x1600mm

Thickness
9mm

Finish
Glossy

Design
End Less (4 Phase)



MARBLE+



BRESCIA GREY

Available size :
800x1600mm

Thickness
9mm

Finish
Glossy

Design
Random (3 Phase)



MARBLE +



GOLDEN WAVE GREY

Available size :
800x1600mm

Thickness
9mm

Finish
Glossy

Design
Random (4 Phase)



MARBLE +



GREY OPERA

Available size :
800x1600mm

Thickness
9mm

Finish
Glossy

Design
Random (4 Phase)



MARBLE +



PIETRA GREY

Available size :
800x1600mm

Thickness
9mm

Finish
Glossy

Design
End Less (4 Phase)



MARBLE +



PIETRA SILVER

Available size :
800x1600mm

Thickness
9mm

Finish
Glossy

Design
End Less (4 Phase)



MARBLE +



SARREN COLLIN GREY

Available size :
800x1600mm

Thickness
9mm

Finish
Glossy

Design
End Less (4 Phase)



MARBLE +



WILLIAM GREY

Available size :
800x1600mm

Thickness
9mm

Finish
Glossy

Design
Random (4 Phase)



MARBLE +

NEW ARRIVAL



STATUARIO ROYAL

Available size :
800x1600mm

Thickness
9mm


Finish
Glossy

Design
Random (6 Phase)



MARBLE +

NEW ARRIVAL



CALACATTA ELITE

Available size :
800x1600mm

Thickness
9mm

Finish
Glossy

Design
End Less (4 Phase)



MARBLE +

NEW ARRIVAL



STATUARIO VOLKAS

Available size :
800x1600mm

Thickness
9mm

Finish
Glossy

Design
End Less (4 Phase)



MARBLE +



ALPINE WHITE

Available size :
800x1600mm

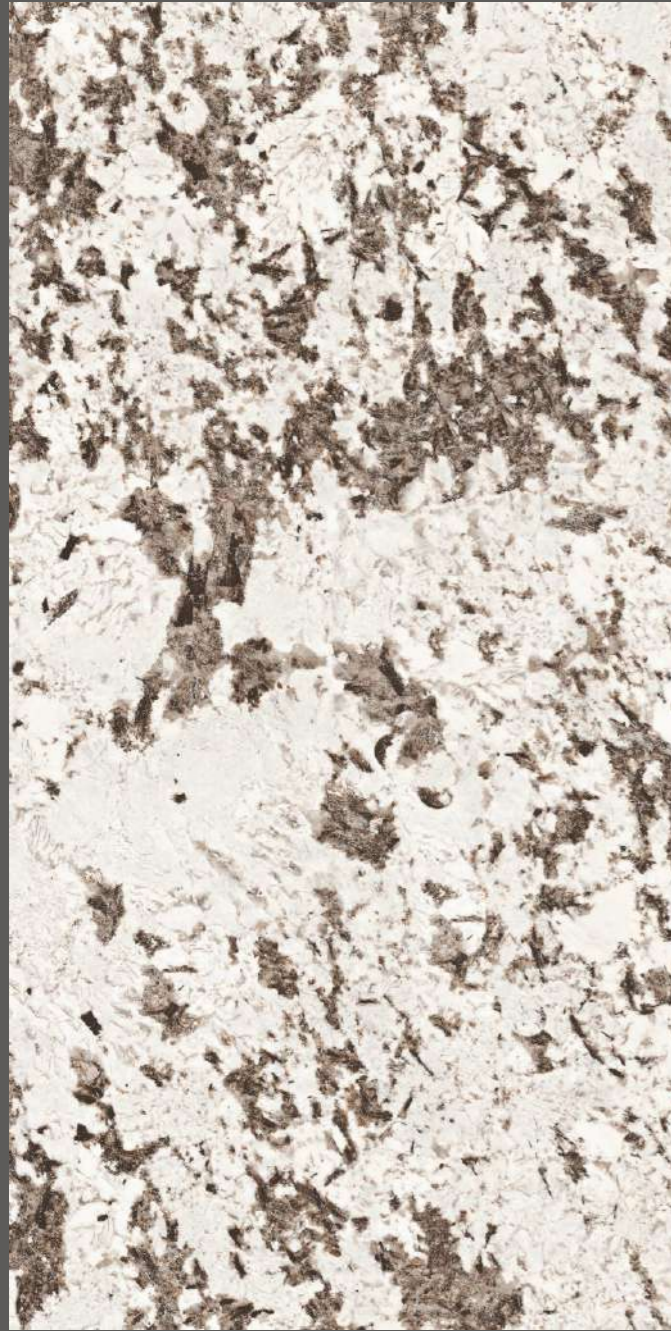
Thickness
9mm

Finish
Glossy

Design
Random (3 Phase)



MARBLE+



ALASKA WHITE

Available size :
800x1600mm

Finish
Glossy

Thickness
9mm

Design
Random (4 Phase)



MARBLE +



CRISTAL STATUARIO

Available size :
800x1600mm

Thickness
9mm

Finish
Glossy

Design
Random (4 Phase)



MARBLE+



DIAMOND GOLD

Available size :
800x1600mm

Thickness
9mm

Finish
Glossy

Design
Random (5 Phase)



MARBLE+



ESTATUARIO L&R

Available size :
800x1600mm

Thickness
9mm

Finish
Glossy

Design
Book Match



MARBLE +



ONYX GREEN

Available size :
800x1600mm

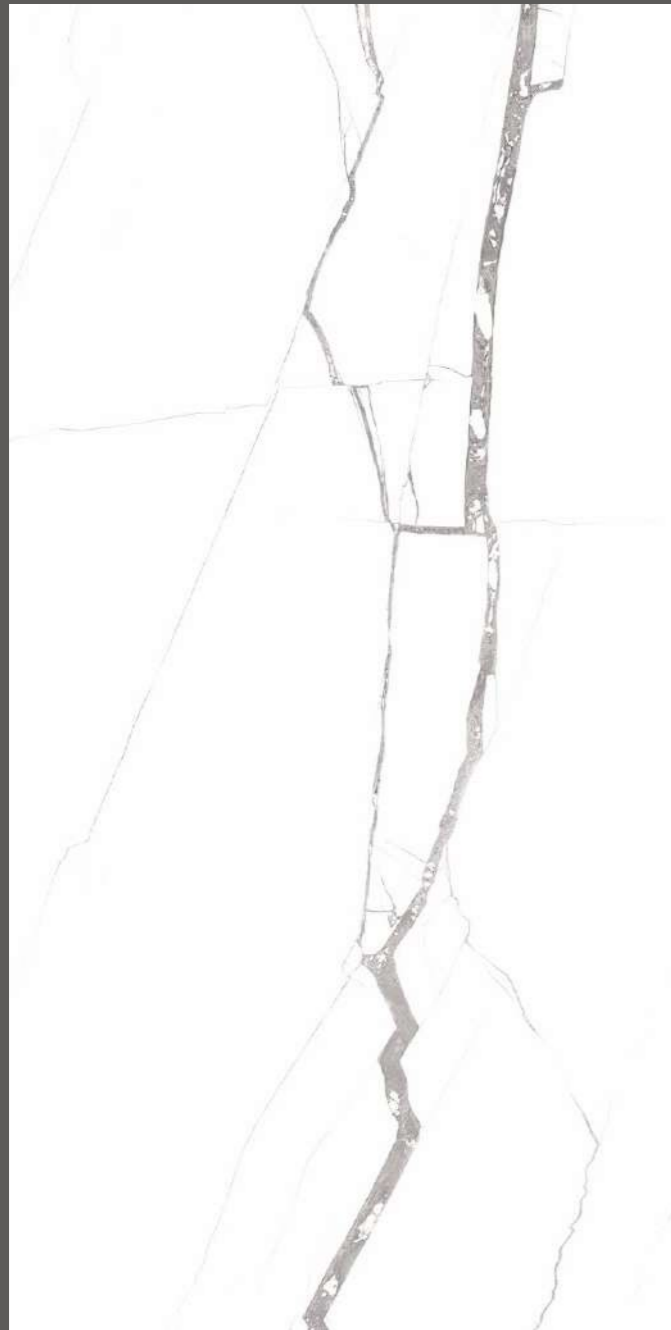
Thickness
9mm

Finish
Glossy

Design
Random (4 Phase)



MARBLE +



GREY SPIDER

Available size :
800x1600mm

Thickness
9mm

Finish
Glossy

Design
Random (4 Phase)



MARBLE +



ONYX WHITE

Available size :
800x1600mm

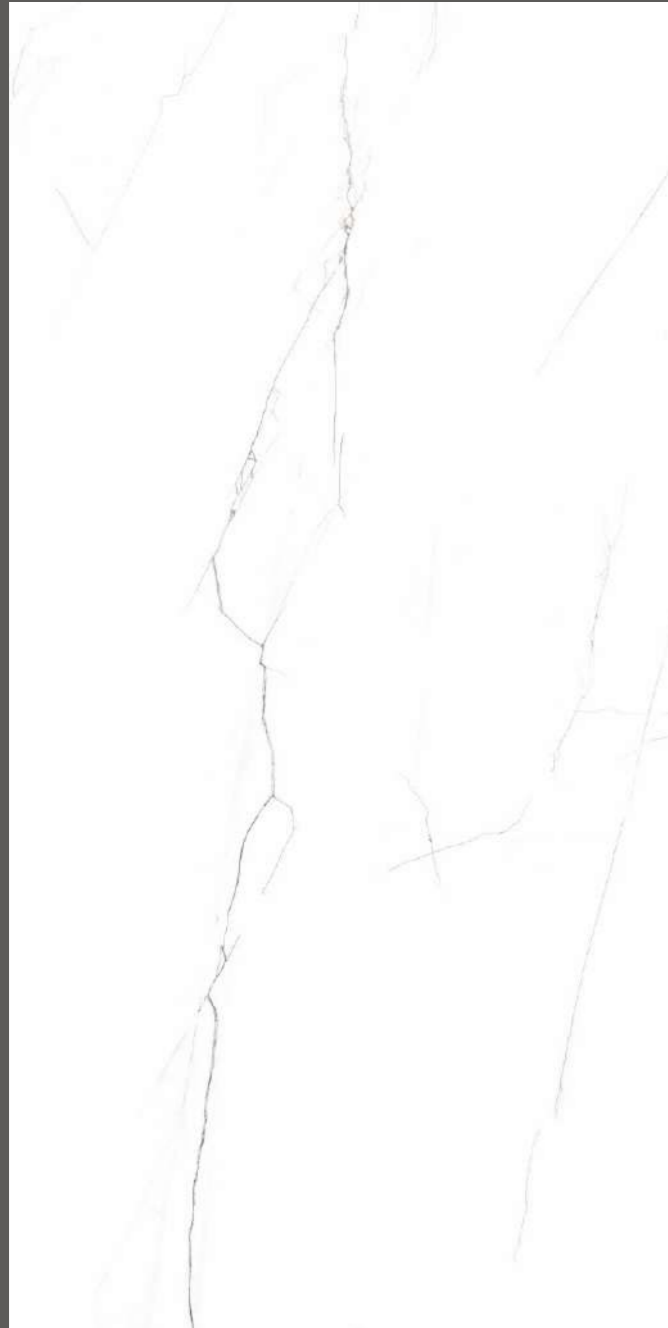
Thickness
9mm

Finish
Glossy

Design
Random (4 Phase)



MARBLE+



SCREPOLATO NERO

Available size :
800x1600mm


Thickness
9mm

Finish
Glossy

Design
Random (5 Phase)



MARBLE



SENSO WHITE

Available size :
800x1600mm

Thickness
9mm

Finish
Glossy

Design
End Less (4 Phase)



MARBLE+



SMOKE STATUARIO

Available size :
800x1600mm

Thickness
9mm

Finish
Glossy

Design
Random (4 Phase)



MARBLE +



STATUARIO EXTRA VENA

Available size :
800x1600mm

Thickness
9mm

Finish
Glossy

Design
Random (4 Phase)



MARBLE +



SCREPOLATO BROWN

Available size :
800x1600mm

Thickness
9mm

Finish
Glossy

Design
Random (5 Phase)



APPLICATIONS

Leading towards the enhancement of our lives, we apt to do the impossible. Same goes round here as well. Utilizing the state of the art technology, we are here to mesmerize you with surfaces which are applicable in many various spaces. These high end surfaces can be applied on the spaces which appreciates durability & endurance.



RESIDENTIAL



RESTAURANT



GARDEN & POOL



SHOPS



HOTELS



MALLS



OFFICE



PUBLIC SPACES

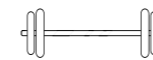


TRAIN STATION



AIRPORTS

FEATURES



STRONG : Strength is the inherent feature of our indeed creation. We strive to deliver a melange of strength, craftsmanship, and size delivering function benefits as per the requirement of ambience



LIGHT : Subtleness with strong identity yet light in weight. Create interiors that interact with the architectural space with a refined look



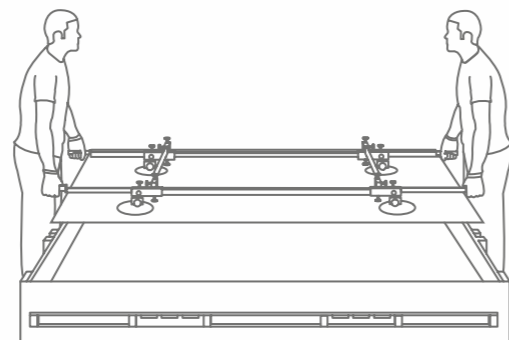
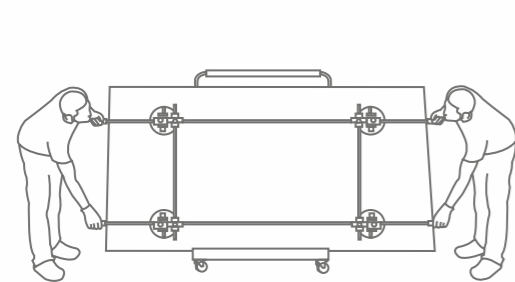
SELF LEVELLING : This next level feature create a smooth and even surface which makes it the most convenient among all.



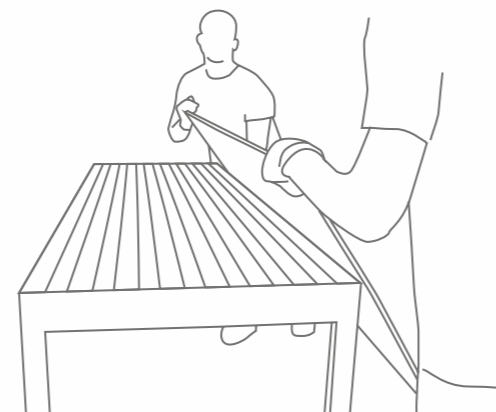
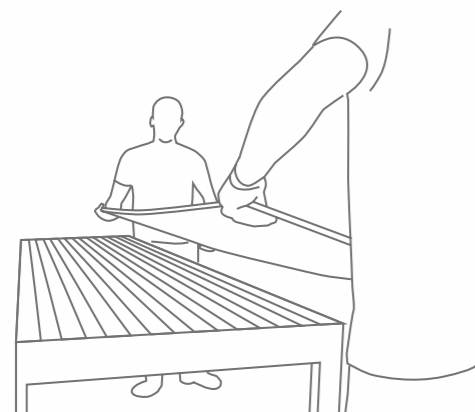
GREEN : At Motto Group, we are committed to the environment and recognize that sustainability is an significant and and crucial part of our journey, we make it happen by producing trendsetting tiles in a zero-waste manufacturing process.

MANUALLY TRANSPORTING

MOVING A IMMODERATE TILE



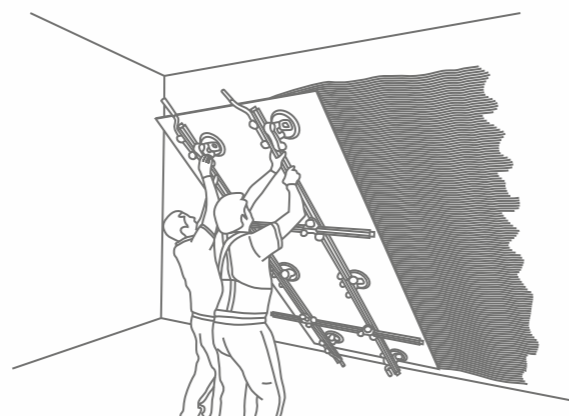
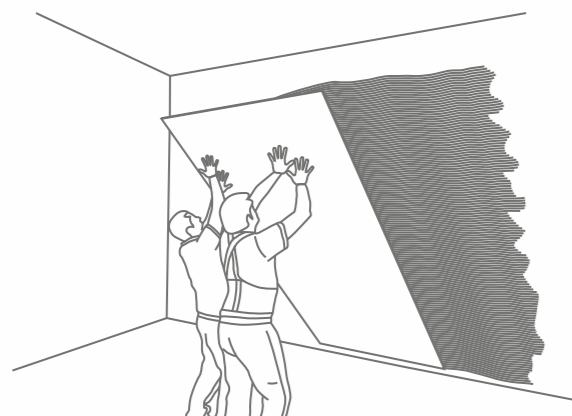
RAISING A IMMODERATE TILE ONTO A BENCH



✗ INCORRECT

✓ CORRECT

HANDLING IMMODERATE TILE FOR WALL




✗ INCORRECT

✓ CORRECT

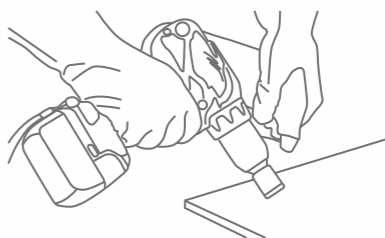

WORKING WITH THE VARIOUS VERSIONS OF

CUTTING WITH DIAMOND DISCS



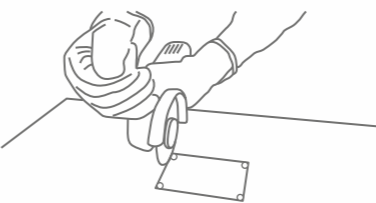
Our products can be cut using diamond discs fitted onto the hand-held electrical grinding machine. The speed of Disc rotation must be high (>10000 RPM) and should have a low feed rate (< 1 m/min). It may be required to cool the disc with water. Recommended discs are the thin types generally used for cutting porcelain stoneware. The surface should be kept on a FLAT base while cutting without any gap underneath

DRILLING



You can use cutting discs fitted to battery-operated screwdrivers or angle grinders, electrical drills as an alternative.

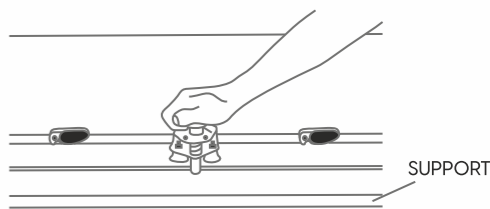

INTERNAL CUT / L-SHAPED CUT



To get internal and L-shaped corners & to reduce the risk of breakage, round off the vertex of the internal corner using bits with a radius of at least 5mm. Then cut with diamond discs, be cautious to stop moving the cutting tool forward. To drill and cut using diamond discs, follow the instructions provided above.

- When using these tools:
- Cool the point being drilled with water
 - Don't put too much pressure and bear in mind the resistance of the type of laminated stoneware you are working on
 - If you are using tungsten bits, start drilling at a low speed
 - If you are using drills or screwdrivers, do not select hammering mode

EDGE-FINISHING



CLEANING & MAINTENCE

Our products are non porous (due to their high quality raw materials, stringent production parameters and state of the art technology), hence any dust or deposited waste cannot penetrate the surface.

For most cases only a damp cloth is sufficient for cleaning.

Regular cleaning highlights the aesthetic features of the surface and gives it exceptional shine.

For highly aggressive cleaning caused by some common food and substances follow the table below.

TYPE OF STAIN	CHEMICAL PRODUCT	EXAMPLE
Grease	Alkaline - Solvent	Detergent
Oil	Solvent	Ammonia, Backing Soda
Ink	Oxidant - Solvent	Alcohol, Liquid Bleach, Nail Paint Remover
Rust	Acid	Hydrochloric Acid, Vinegar, Red Harpic
Lime	Acid	Descaling Reagent, Hydro Chloric Acid
Cement	Acid	Hydro Chloric Acid
Wine	Alkaline	Ammonia, Liquid Bleach
Coffee	Alkaline - Solvent	Ammonia, Liquid Bleach
Rubber	Solvent	Alcohol, Thinner
Plaster	Acid	Hydro Chloric Acid
Candle Wax	Solvent	Alcohol, Thinner
Iodine	Oxidant	Liquid Bleach
Blood	Oxidant	Liquid Bleach
Ice Cream	Alkaline	Liquid Bleach

Note: It is recommended that any kind of stain needs to get clean immediately / as soon as possible.

PACKING DEATILS

DIMENSION (mm)	SLAB	SQ. METER	SQ. FEET	WEIGHT (APPROX)
800x1600	2	2.56	27.55	52 Kgs.

TECHNICAL SPECIFICATION

CHARACTERISTIC	STANDARD AS PER ISO-13006/2018 En14411 gr.bla	MOTTO VALUE	TEST METHOD
Regulatory Properties			
Deviation in Length & Width	±0.5%	±0.2%	ISO 10545-2
Deviation in Thickness	±5%	±5%	ISO 10545-2
Straightness of Sides	±0.5%	±0.2%	ISO 10545-2
Rectangularity	±0.5%	±0.2%	ISO 10545-2
Surface Flatness	±0.5%	±0.3%	ISO 10545-2
Colour Difference	ΔE<1.00	ΔE<0.30	ISO 10545-16
Glossiness	As per Mfg.	>90%	Gloss Meter 60°
Structural Properties			
Water Absorption	≤0.5 %	≤0.3 %	ISO 10545-3
Apparent Density	As Per Mfg.	>2.20 g/cc	ISO 10545-3
Massive Mechanical Properties			
Modulus of Repture	Min.35N/mm ²	Min.40N/mm ²	ISO 10545-4
Breaking Strength	Min. 1300 N	Min. 2000 N	ISO 10545-4
Impact Resistance	As per Mfg.	Min. 0.55	ISO 10545-4
Surface Mechanical Properties			
Surface Abrasion Resistance	As per Mfg.	Min. class 3	ISO 10545-7
Moh’s Hardness	As per Mfg.	Min. class 4	BS EN 15771
Thermo Hygrometric Properties			
Frost Resistance	As Per Mfg.	Frost Proof	ISO 10545-12
Thermal Shock Resistance	Min. 10 Cycle	Min. 10 Cycle	ISO 10545-9
Moisture Expansion	Max. 0.6mm/m	Max. 0.02mm/m	ISO 10545-10
Thermal Expansion	Max. 9.0 x 10 ⁻⁶	Max. 6.0x10 ⁻⁶	ISO 10545-8
Chemical Properties			
Chemical Resistance	As Per Mfg.	No Damage	ISO 10545-13
Stain Resistance	Resistant	Resistant	ISO 10545-14
Safety Properties			
Slip Resistance	As per Mfg.	N. A.	DIN 51130
Fire Resistance	As per Mfg.	Fire Proof	N. A.



SOUTHINDIATILES

159/1,159/2, Bashyakaralu Road East, R.S.Puram,
Coimbatore,Tamilnadu-641002

E-mail: info@southindiatiles.com | www.southindiatiles.com

Number :+91 7066666618