

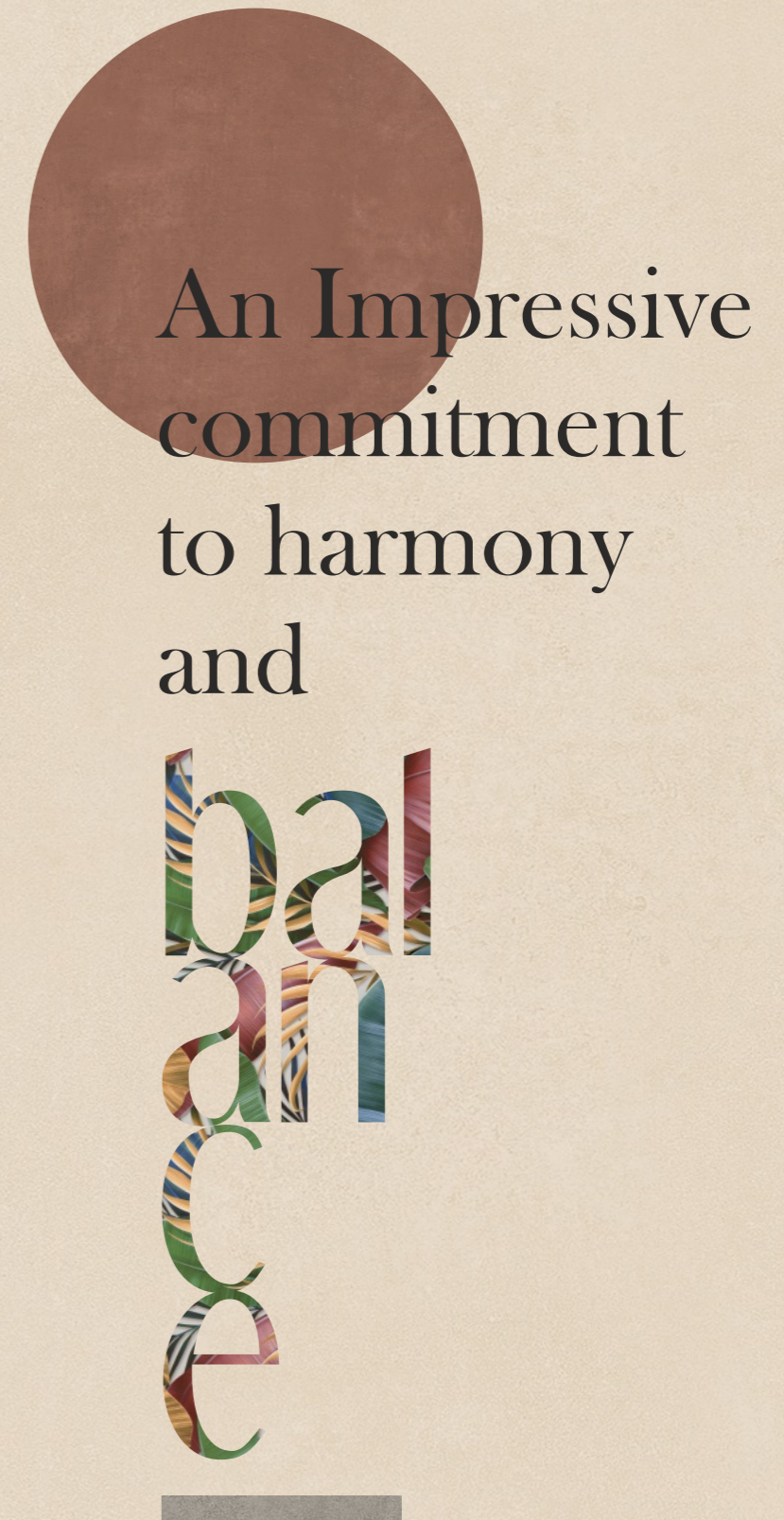


**IMAGINATION SPARKED BY CARVINGS**

**600 x 1200 mm**

An evolution of research on raw materials that results in a change of consistency in the body mixes and more uniform compositions, including in cross-section of the carving produced with digital technology, guaranteeing naturalness and aesthetic appeal in the most restrictive specifications.

This tiles are produced by pressing mixtures of naturally coloured raw materials with the inclusion of micro-pebbles, grits and chips that match the colour and structure of the product's surface.



# Product Range

With Combination





600x1200MM  
60x120cm  
24"x48"

The layout includes the light,  
decree, and dark variations.



600x1200MM

8.5 mm THICKNESS



LEMMEY DECORE - 1

CARVING


Decore With  
Combination  
Color



LEMMEY CREMA



LEMMEY EMERALD



LEMMEY GRAPE





600x1200MM  
60x120cm  
24"x48"

The layout includes the light,  
decors, and dark variations.



600x1200MM

8.5 mm THICKNESS



LEMMEY DECORE - 2  
CARVING


Decore With  
Combination  
Color



LEMMY CONCRETE



LEMMY EMERALD




LEMMY GRAPE





600x1200MM  
60x120cm  
24"x48"

The layout includes the light,  
decote, and dark variations.



600x1200MM

8.5  THICKNESS



**LEMMEY DECORE - 3**  
CARVING

Decore With  
Combination  
Color



LEMMY CREMA



LEMMY EMERALD





600x1200MM  
60x120cm  
24"x48"

The layout includes the light,  
decote, and dark variations.



600x1200MM

8.5  THICKNESS



**LEMMEY DECORE - 4**  
CARVING

Decore With  
Combination  
Color



LEMMY CREMA



LEMMY CONCRETE





600x1200MM  
60x120cm  
24"x48"

The layout includes the light,  
decote, and dark variations.



600x1200MM

8.5 mm THICKNESS



LEMMEY DECORE - 5  
CARVING

Decore With  
Combination  
Color



LEMMY CREMA



LEMMY DUSK





600x1200MM  
60x120cm  
24"x48"

The layout includes the light,  
decors, and dark variations.



600x1200MM

8.5 mm THICKNESS



LEMMEY DECORE - 6

CARVING

Decore With  
Combination  
Color



LEMMY CREMA



LEMMY DUSK



LEMMY EMERALD





600x1200MM  
60x120cm  
24"x48"

The layout includes the light,  
decors, and dark variations.



600x1200MM

8.5 mm THICKNESS



LEMMEY DECORE - 7  
CARVING


Decore With  
Combination  
Color



LEMMY CONCRETE



LEMMY EMERALD



LEMMY GRAPE





600x1200MM  
60x120cm  
24"x48"

The layout includes the light,  
decote, and dark variations.



600x1200MM

8.5  THICKNESS



**LEMMEY DECORE - 8**  
CARVING

Decore With  
Combination  
Color



LEMMY CREMA



LEMMY CONCRETE




LEMMY GRAPE



LEMMY EMERALD




LEMMY CORD




LEMMY DUSK




LEMMY CARAMEL




LEMMY CONCRETE




LEMMY CREMA



LEMMY ASH



LEMMY SILVER



600x1200MM  
8.5 mm THICKNESS

# TECHNICAL SPECIFICATION

Sr. No	Characteristics	Method of Testing	Vitrified Tiles ISO 13006 / EN 176 Group BIa	Values
A	Dimension & Surface Quality			
1	Deviation in Length & Width	ISO 10545-2	+ / - 0.5%	+ / - 0.1%
2	Deviation in Thickness	ISO 10545-2	+ / - 5.0%	+ / -2.0%
3	Straightness of Sides	ISO 10545-2	+ / - 0.5%	+ / - 0.1%
4	Rectangularity	ISO 10545-2	+ / - 0.5 %	+ / - 0.1%
5	Surface Flatness	ISO 10545-2	+ / - 0.5%	+ / - 0.2%
6	Color Differences	ISO 10545-16	Unaltered	No Change
7	Surface Coating	Nano Machine	As Per Manufacturer Norms	Nano Polished
B	Physical Properties			
1	Water Absorption	ISO 10545-3	< 0.5%	0.08%
2	Flexural Strength ( MOR )	ISO 10545-4	> 27 N / mm2	> 30 N / mm2
3	Mohs Hardness	EN 101	Min 6	6 Mohs
4	Flexural Breaking Strength	ISO 10545-4	> 1113 N	2350 N
5	Bulk Density ( Gm / cc )	DIN 51082	>2 gm/cc	2.35 gm/cc
6	Glossiness	Glossometer	As Per Manufacturer Norms	Min 85 % reflection
7	Slip Resistance Coefficient of Friction	ISO 10545-17	> 0.4	> 0.6
8	Crazing Resistance	ISO 10545-11	Min 4 Cycle @ 7.5 Bar	Passes 4 Cycle
9	Resistance Of Surface Abrasion	ISO 10545-6	As Per Manufacturer Norms	> PEI I V
C	Chemical Properties			
1	Staining Resistance	ISO 10545-14	Resistant	Resistant
2	Household Chemicals	ISO 10545-13	No Damage	No Damage
D	Thermal Properties			
1	Thermal Shock Resistance	ISO 10545-9	No Damage	No Damage
2	Thermal Expansion	ISO 10545-10	9 x 10 - 6 max	6 x 10 -6
3	Moisture Expansion	ISO 10545 - 10	Nil	Nil

# PACKING DETAILS

PRODUCT	SIZE	PCS/BOX	COVERAGE AREA	
GLAZED VITRIFIED TILES	600x1200mm	2	1.44 SQ. MTR.	15.50 SQ. FT.

Note : Color shown are as accurate as the limitation of the printing process will allow. Prospective customers are advice to inspect a sample of the tile before ordering. Every efforts has been made to ensure the accuracy of the information given. However, the company reserve the right to change the specifications without prior notice. Sometime variations in shade or size being inherent to ceramic industry may occur. Before fixing, we advise you to follow the fixing instructions on the cartons of the tiles as no responsibility can be accepted by the company once the tiles have been fixed.

# APPLICATION



AIRPORT  
TERMINAL



DISCO  
THEQUE



INDUSTRIES



RELIGIOUS  
PLACES



GYMNASIUNS



HOTEL



CORRIDOR  
HALLS



SCHOOLS



DOMESTIC



OFFICES



SUPER  
MARKET



SHOPPING  
MALLS



SOUTHINDIA**TILES**

159/1,159/2, Bashyakaralu Road East, R.S.Puram,  
Coimbatore,Tamilnadu-641002

E-mail: [info@southindiatiles.com](mailto:info@southindiatiles.com) | [www.southindiatiles.com](http://www.southindiatiles.com)

Number :+91 7066666618