



**SOUTHINDIA TILES**

**CATALOGUE**  
**LIME STONE**  
COLLECTION

# INSPIRED BY ELEMENTAL ROCK WITH AN ARRAY OF COMPLEXION

Natural, Touch, and Anti-slip surface finishes, as well as the uneven edges, create an appealing contrast that gives the collection a rustic chic look. Each limestone tile is absolutely unique and features old shells and dinosaur fragments, which is one of their inherent beauties.







## FULL BODY SERIES

With elements from nature or with a more contemporary identity, color body limestone may imitate an array of aesthetic effects. Due to the assembly technique accuracy, unique collections emerge that can be fitted to any design.

Furthermore, the 800x1600 mm sizes are accessible in 11mm thickness for a significant artistic impact in our limestone collection. Limestone tiles are used frequently in corridors, kitchens, dining spaces, baths, and greenhouses because they have a lot of uniqueness and elegance

800x  
1600mm

FEEL THE CREATIVE  
FREEDOM OF  
IMPRESSIVE FORMATS








# COLORS

Here we are offered a wide range of earthy tones and finish choices that match limestone tiles. Whichever hue or style of limestone tile you choose, the earthy charm will give your living space a modern yet classic touch.


It reflects the delicate, camel hue is the sphere hue of limestone flooring, so limestone tiles give a broad range of hues from dove hue limestone to the deepest black - it strikes the ideal blend of beauty, comfort, and durability, additionally, we introduce limestone silver hue which is the ease of care.



## EXTREMELY RESILIENT AND RESILIENT TO SUSTAIN

limestone can be put in an array of configurations. You could discover various substances that will suit every corner of your living space. Limestone tiles give each space an eternal, rustic feel.





## EDGE PROFILES

Fullbody 800x1600mm designs are available in matt finishes and different types of edge profiles to expand your design options. Offering unmatched durability with no maintenance, easy-care convenience, and superior stain resistance, we are back with our surfaces with a transferable Full Lifetime Warranty to ensure years of flawless service.

This design has been beautifully crafted with particular attention paid to different types of edges which help to not only understand the design pattern of different areas but also satisfy the requirements of the perfect fitting.



EASED EDGE



HALF  
BULLNOSE



1/4" BEVEL




1/2" BEVEL


**FULL BODY**  
SERIES





# Features


Limestone tiles are the ideal choice for flooring as it's tough and does not easily deteriorate. As well as limestone is also more comfortable to walk on because of its modest softness to the touch.


- 


9MM Thickness
- 


Frost Resistance
- 


High Load Resistance
- 


Thermal Impact
- 

Anti-slip Finish
- 

Removable & Reuse
- 

Easy to Install
- 


Chemical Resistance
- 


Ecological Finish
- 


Fire Proof





# Application Area


- 


RESIDENTIAL
- 


MALLS
- 

RESTAURANT
- 

HOTELS
- 

OFFICE
- 


PUBLIC SPACES
- 

AIRPORTS
- 

TRAIN STATION

Limestone can be an extremely resilient floor covering that endures high-traffic areas with an adequate finish. Limestone is first-rate, with unrivaled quality and appeal. These tiles are for use, among several other locations, in bedrooms and living rooms.





# LIME STONE BEIGE

---

800x  
1600mm

Thickness :  
9mm


Finish :  
GHR Surface

Endless :  
04 Faces

Type :  
Fullbody + Printing

**FULL BODY**  
SERIES

∞endless







LIME STONE CAMEL





# LIME STONE SILVER

800x  
1600mm

Thickness :  
9mm


Finish :  
GHR Surface

Endless :  
04 Faces

Type :  
Fullbody + Printing

**FULL BODY**  
SERIES

∞endless








LIME STONE SILVER





# LIME STONE GRIGIO

---

800x  
1600mm

Thickness :  
9mm


Finish :  
GHR Surface

Endless :  
04 Faces

Type :  
Fullbody + Printing

**FULL BODY**  
SERIES

∞endless








LIME STONE DOVE





## LIME STONE NERO

800x  
1600mm

Thickness :  
9mm


Finish :  
GHR Surface

Endless :  
04 Faces

Type :  
Fullbody + Printing

**FULL BODY**  
SERIES

∞endless



[www.mottogroup.in](http://www.mottogroup.in)



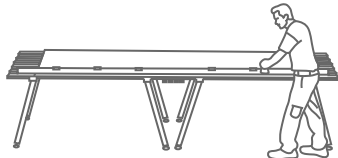


LIVE STONE BLACK



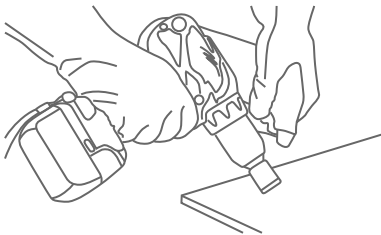
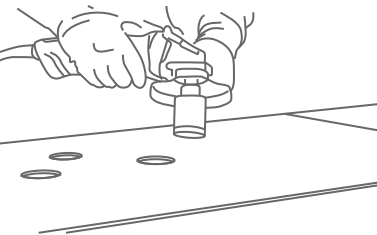
WORKING WITH THE VARIOUS  
VERSIONS OF TILES FINISH

CUTTING WITH DIAMOND DISCS



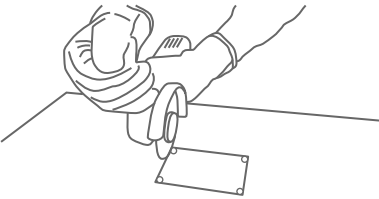
Our products can be cut using diamond discs fitted onto the hand-held electrical grinding machine. The speed of Disc rotation must be high (>10000 RPM) and should have a low feed rate (< 1 m/min). It may be required to cool the disc with water. Recommended discs are the thin types generally used for cutting porcelain stoneware. The surface should be kept on a FLAT base while cutting without any gap underneath

DRILLING



You can use cutting discs fitted to battery-operated screwdrivers or angle grinders, electrical drills as an alternative.

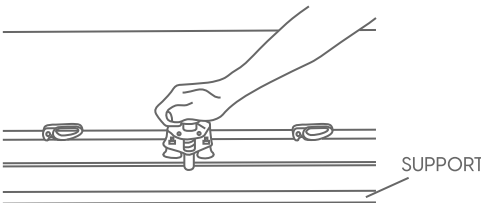
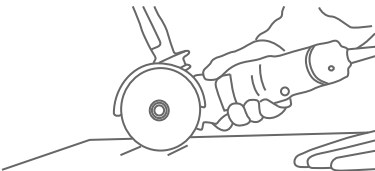
INTERNAL CUT / L-SHAPED CUT



To get internal and L-shaped corners & to reduce the risk of breakage, round off the vertex of the internal corner using bits with a radius of at least 5mm. Then cut with diamond discs, be cautious to stop moving the cutting tool forward. To drill and cut using diamond discs, follow the instructions provided above.

- When using these tools:
- Cool the point being drilled with water
  - Don't put too much pressure and bear in mind the resistance of the type of laminated stoneware you are working on
  - If you are using tungsten bits, start drilling at a low speed
  - If you are using drills or screwdrivers, do not select hammering mode

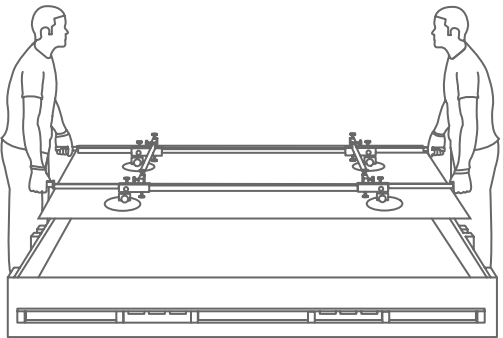
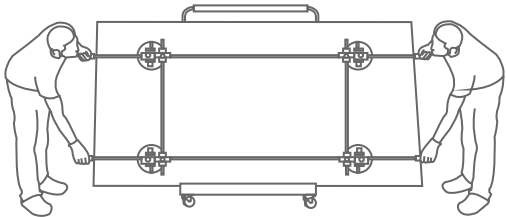
EDGE-FINISHING



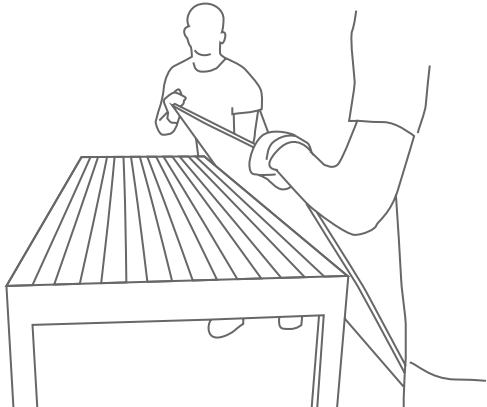
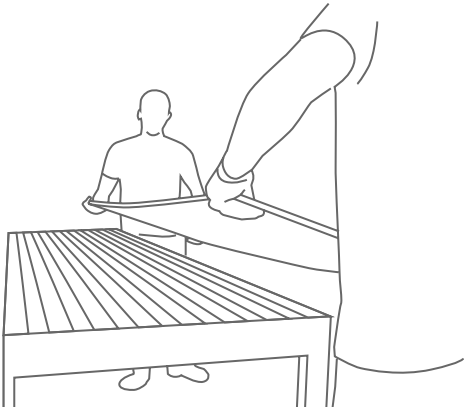
MANUALLY TRANSPORTING  
PORCELAIN FINISH

Only for 1/4" Slabs

MOVING OUR TILES



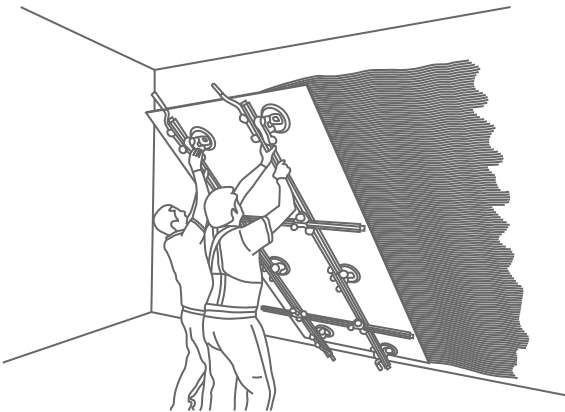
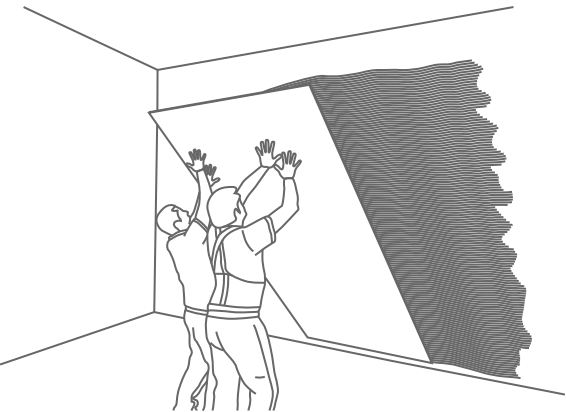
RAISING TILE ONTO A BENCH



✗ INCORRECT

✓ CORRECT

HANDLING TILES FOR WALL



✗ INCORRECT

✓ CORRECT



CLEANING & MAINTENCE

Our products are non porous (due to their high quality raw materials, stringent production parameters and state of the art technology), hence any dust or deposited waste cannot penetrate the surface.

For most cases only a damp cloth is sufficient for cleaning.

Regular cleaning highlights the aesthetic features of the surface and gives it exceptional shine.

For highly aggressive cleaning caused by some common food and substances follow the table below.

TYPE OF STAIN	CHEMICAL PRODUCT	EXAMPLE
Grease	Alkaline - Solvent	Detergent
Oil	Solvent	Ammonia, Backing Soda
Ink	Oxidant - Solvent	Alcohol, Liquid Bleach, Nail Paint Remover
Rust	Acid	Hydrochloric Acid, Vinegar, Red Harpic
Lime	Acid	Descaling Reagent, Hydro Chloric Acid
Cement	Acid	Hydro Chloric Acid
Wine	Alkaline	Ammonia, Liquid Bleach
Coffee	Alkaline - Solvent	Ammonia, Liquid Bleach
Rubber	Solvent	Alcohol, Thinner
Plaster	Acid	Hydro Chloric Acid
Candle Wax	Solvent	Alcohol, Thinner
Iodine	Oxidant	Liquid Bleach
Blood	Oxidant	Liquid Bleach
Ice Cream	Alkaline	Liquid Bleach

Note: It is recommended that any kind of stain needs to get clean immediately / as soon as possible.

TECHNICAL SPECIFICATIONS

CHARACTERISTIC	STANDARD AS PER ISO-13006/2018 En14411 gr.bla	MOTTO VALUE	TEST METHOD
Regulatory Properties			
Deviation in Length & Width	±0.5%	±0.2%	ISO 10545-2
Deviation in Thickness	±5%	±5%	ISO 10545-2
Straightness of Sides	±0.5%	±0.2%	ISO 10545-2
Rectangularity	±0.5%	±0.2%	ISO 10545-2
Surface Flatness	±0.5%	±0.3%	ISO 10545-2
Colour Difference	ΔE<1.00	ΔE<0.30	ISO 10545-16
Glossiness	As per Mfg.	As Per Mfg.	GlossMeter
Structural Properties			
Water Absorption	≤0.5 %	≤0.3 %	ISO 10545-3
Apparent Density	As Per Mfg.	>2.20 g/cc	ISO 10545-3
Massive Mechanical Properties			
Modulus of Repture	Min.35N/mm <sup>2</sup>	Min.40N/mm <sup>2</sup>	ISO 10545-4
Breaking Strength	Min. 1300 N	Min. 2000 N	ISO 10545-4
Impact Resistance	As per Mfg.	Min. 0.55	ISO 10545-4
Surface Mechanical Properties			
Surface Abrasion Resistance	As per Mfg.	Min. class 3	ISO 10545-7
Moh's Hardness	As per Mfg.	Min. class 4	BS EN 15771
Thermo Hygrometric Properties			
Frost Resistance	As Per Mfg.	Frost Proof	ISO 10545-12
Thermal Shock Resistance	Min. 10 Cycle	Min. 10 Cycle	ISO 10545-9
Moisture Expansion	Max. 0.6mm/m	Max. 0.02mm/m	ISO 10545-10
Thermal Expansion	Max. 9.0 x 10 <sup>-6</sup>	Max. 6.0x10 <sup>-6</sup>	ISO 10545-8
Chemical Properties			
Chemical Resistance	As Per Mfg.	No Damage	ISO 10545-13
Stain Resistance	Resistant	Resistant	ISO 10545-14
Safety Properties			
Slip Resistance	As per Mfg.	N. A.	DIN 51130
Fire Resistance	As per Mfg.	Fire Proof	N. A.

PACKING DETAILS

Dimension ( mm )	No. of PC's/Box	Square Feet	Weight ( Approx )
800x1600mm	2 Pcs.	27.55 Sq. Feet	52 Kg.





SOUTHINDIATILES

159/1,159/2, Bashyakaralu Road East, R.S.Puram,  
Coimbatore,Tamilnadu-641002

E-mail: [info@southindiatiles.com](mailto:info@southindiatiles.com) | [www.southindiatiles.com](http://www.southindiatiles.com)

Number :+91 7066666618