

Master Catalog

Lioli Ceramica Pvt. Ltd.

WORK:
8A NH, Bharat Nagar Village,
Morbi - 363 642, Gujrat, INDIA
T: +91 95123 00680
E: info@lioliceramica.com
W: www.lioliceramica.com

LIOLI®
ESTHETIC MARMORÉAL



WAKE-UP
for
BRAND

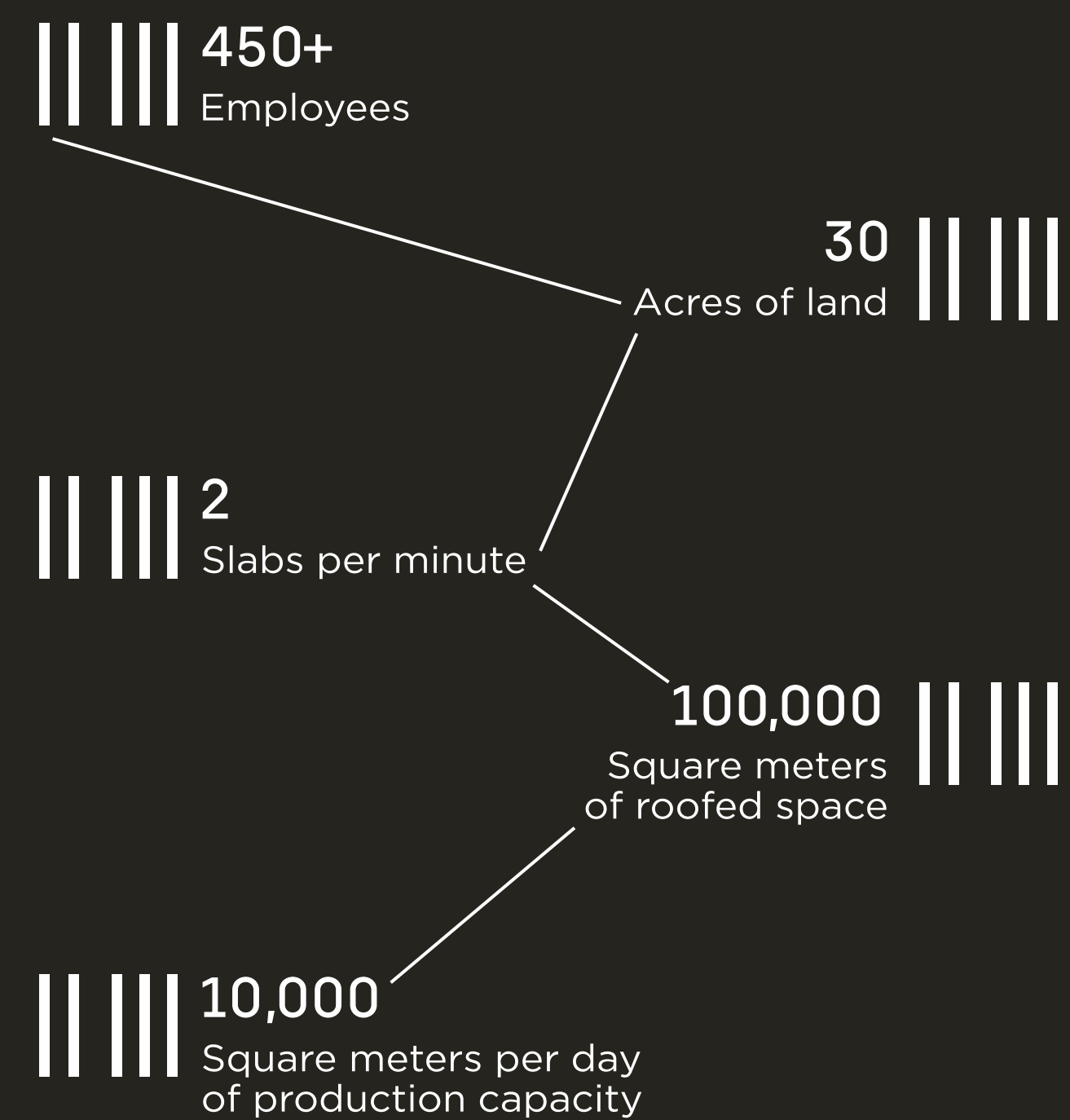
||||
WAKE-UP
for
NATURE



"To create a gigantic and most modern infrastructure by collaborating with the worlds best technological partners to provide superior quality products and services to our customers and channel partners worldwide."

WAKE-UP
for
BRAND

Lioli, today stands tall in the industry for its gigantic and most modern infrastructure and manufacturing facility. Our remarkable choice of technology partners makes us superior in terms of the quality we offer to the domestic and international markets. Our creations are of impeccable amalgamation of nature and technological advancement. Our strength lies inside the efforts made by our professional craftsmen and ingenious designers to bring imagination into existence. With our advancement and excellence, we transform your imagination into an exceptional visionary. We do the impossible.



Vision
Statement

“To create a gigantic and most modern infrastructure by collaborating with the world’s best technology partners to provide superior quality products and services to our customers and channel partners worldwide.”

Mission
Statement

“To be a world leader in providing innovative ideas and solutions to ever-changing demands and creating superior, unmatched designs and products to replicate the creations of Mother Nature.”


Brand
Value

Our Values Customers expect a lot from a trusted partner. They want the most talented minds to address their strategic needs. They want and need a partner with a fortress balance sheet. But beyond that, they demand a firm that consistently holds itself to the highest ethical standards and that stays singularly focused on supporting the customer’s objective.

LIOLI® 

is the 1st and the only company in india to
manufacture 3200 x 1600mm size slab with
the latest italian technology under
the flagship of

TechnoSLAB
The New Age Porcelain Slabs



A brand's success rarely comes from the idea. Instead, it comes from founding team's never-say-die attitude and relentless execution.

The foundation of LIOLI is its strong vision and the technical finesse of its team members backed by founders who are intrinsically motivated self-starters, delivering independent thought and possess complementary skills and years of experience in luxury and lifestyle industry.

The term LIOLI signifies the delight of a well synchronised music which emphasis on a smarter well designed alternative to marble slab, superior in several aspects giving them properties that are almost impossible to replicate.





Coming together is a beginning
Keeping together is progress
Working together is success

- Henry Ford

WE ARE DELIGHTED TO **WELCOME CAESERSTONE**
TO INDIA



Lioli is known worldwide for its premium porcelain tile slabs, while Caesarstone is a lifestyle-driven producer of high-end engineered surfaces-a powerful collaboration in 2020 of two dynamic brands accomplishing their mission to become the first choice for countertops around the world. Lioli's advanced manufacturing technology and Caesarstone's award-winning designs and development have set a new benchmark in the tile manufacturing world. This acquisition has enabled Caesarstone to hold a significant position in the porcelain category and Lioli's state-of-the-art porcelain operations pave a way to accelerate growth strategy enhancing the experiences of customers and business partners worldwide.

Useful Features

Lioli presents excellence in its products through its profound features. Among the many characteristics of its products; the most eminent ones are - the product's surface is hygienic, it is resistant to scratches and abrasions, it is chemical resistant, it is resistant to UV rays and extreme heat, it can't be easily spoiled with stains, it has resistance against frost or any such extreme temperatures, it has strong dimensional stability, and much more.



Hygienic Surface



Scratch & Abrasion Resistance



Chemical Resistance



Heavy Duty



UV & Heat Resistance



Stain Resistance



Frost Resistance



Dimensional Stability

www.lioliceramica.com

Huge Sizes


6,9 & 12mm Thickness

160x320cm

120x240cm

160x160cm

120x120cm



At Lioli, we strive to create authenticity in every design we work on. We take care of the detailing to make sure the seamlessness and continuity of every design are kept unique. It is made sure that each and every product is carved to excellence and showcases being an extraordinary piece.



CRYSTALLINE FINISH

Super glossy finish

Cause a stir with our captivating feel of the CRYSTALLINE Collection. Mesmerize in high glossy flair Flexing the g.o.a.t texture & surface embellishments. It is crafted to create a majestic high gloss sensation in your ambian ce. Illuminating & breathtaking textures are crafted to add finesse to the authentic high glossy finish.

GLIMPSE OF CRYSTALLINE




AFYON
WHITE



DAMASTA
GREY



NERO
MARQUINA




LUSTROUS FINISH


Glossy finish

LUSTROUS Collection is carved to create a majestic sensation in your spaces. Luminous & gleaming textures are crafted to add the magnificence of the real gloss. Experience the immortal art of ceramic. Through the perfection of design and the hands of skilled craftsmen, Lioli has given the surface of authentic Glossy surfaces, the character of the best ambiances, strong at sight and gentle at the touch.

GLIMPSE OF LUSTROUS



BIANCO
LASA



ARMANI
GREY



DIOR
GOLD



ORGATECH FINISH

Digital Finish

Orgatech Collection brings the essence of the noble and sophisticated character of classic ceramic art. Back to the roots through natural materials & artistry effects makes collections such as Carving, the perfect bet for those who are looking to create extremely attractive and welcoming spaces.

GLIMPSE OF ORGATECH



DIOR
GOLD



NERO
MARQUINA



STRATUM
PORTORO



RUSTIC MATT FINISH

Matt finish

Feel the supremacy of Rustic Matte Collection in detail, the foremost texture is all set to blow your mind by giving you the delicate feel in your sur rounding. Manifest the Magnificence with the hues of glory inbuilt by our surfaces. Our surfaces are tr uly crafted to deliver an unmatched experience.

GLIMPSE OF RUSTIC MATT




STATUARIO
VENETIAN



LITHIC
ANTRACITE



SAINT
LAURENT



STRUCTURE MATT FINISH

Punch Effect

Concerning design and creative applications, these matt tiles are incredibly versatile and long-lasting. It doesn't matter if you want to design a simple home or a chic area that appeals to modern tastes. With the variety of colors and shapes available, you are sure to find something to suit your needs. Whether you're looking for a classic look or a modern feel, these matt tiles will be the perfect addition to any area.

GLIMPSE OF STRUCTURE MATT



ARDESIA
SILVER



CORDOSO
GREY



PIASENTINA



Index

Thickness : 12mm



DESIGN	CRYSTALLINE	RUSTIC MATT	STRUCTURE MATT	ORGATECH	PAGE NO
01. Mont Blanc Crystal	●	●			21
02. Calacatta Luxe	●	●			22
03. Calacutta Borghini	●	●			23
04. Afyon White	●				35
05. Calacutta Bianco Oro	●	●			36
06. Carrara Ultimo	●	●			45
07. Everest White	●	●			47
08. Superwhite Quartzite	●				53
09. Silver Armani	●	●			58
10. Damasta Grey	●	●			63
11. Pietra Grey		●			64
12. Dior Gold	●			●	68
13. Stratum Portoro	●			●	69
14. Nero Marquina	●			●	74
15. Saint Laurent	●		●	●	75
16. Bronze Armani	●				105
17. Lithic Coin			●		108
18. Lithic Antracite			●		109
19. Lithic Nero			●		110
20. Piasentina			●		119
21. Belgium Stone			●		139
22. Meek Arctic	●	●			140
23. Meek Coal		●			141
24. Meek Oyster		●			144
25. Meek Smoke		●			144
26. Meek Ash		●			145
27. Meek Walnut		●			145

Thickness : 9mm



DESIGN	LUSTROUS	STRUCTURE MATT	RUSTIC MATT	PAGE NO
01. Calacutta Bianco Oro	●			36
02. Statuario Venetian	●		●	37
03. Everest White	●		●	47
04. Statuario Bianco	●			50
05. Armani Grey	●		●	59
06. Pietra Grey	●		●	64
07. Nero Marquina	●			74
08. Saint Laurent	●		●	75
09. Emperador Classic	●			78
10. Omani	●			81

Thickness : 9mm



DESIGN	LUSTROUS	STRUCTURE MATT	RUSTIC MATT	PAGE NO
11. Botticino Fiorito	●			83
12. Armani Gold	●		●	87
13. Grigio Nuvolato	●			88
14. Emperador Light	●			89
15. Travertine Beige	●		●	92
16. Antique Botticion	●			93
17. Burberry Beige	●			94
18. Regal Beige	●			95
19. Armani Brown	●			97
20. Lithic Coin			●	108
21. Lithic Antracite			●	109
22. Lithic Iatte			●	111
23. Bruno Flakes			●	130
24. Beton Flakes Grey			●	134

Thickness : 9mm



DESIGN	LUSTROUS	STRUCTURE MATT	RUSTIC MATT	PAGE NO
01. Mont Blanc Crystal	●			21
02. Calacatta Luxe	●			22
03. Calacutta Borghini	●		●	23
04. Calacatta Venato	●			26
05. Opera Grey	●			27
06. Statuario Norwell	●		●	30
07. Arabescato Statuario	●			31
08. Afyon White	●			35
09. Calacutta Bianco Oro	●			36
10. Statuario Venetian	●		●	37
11. Bianco Lasa	●			40
12. Calacatta Macchia Vecchia	●			41
13. Statuario	●			45
14. Statuario Platina	●		●	46
15. Everest White	●		●	47
16. Onice Bianco	●			48
17. Fantasy Onyx	●			49
18. Superwhite Quartzite	●			53
19. Pacific Grey	●			54
20. Claros Grey	●			55
21. Silver Armani	●			58
22. Armani Grey	●		●	59



Index

Thickness : 9mm



DESIGN	LUSTROUS	STRUCTURE MATT	RUSTIC MATT	PAGE NO
23. Damasta Grey	●			63
24. Pietra Grey	●		●	64
25. Hearms Grey	●			65
26. Basaltina	●	●		67
27. Dior Gold	●			68
28. Stratum Portoro	●			69
29. Ashford Black	●			73
30. Nero Marquina	●		●	74
31. Saint Laurent	●		●	75
32. Omani	●			81
33. Celio	●			82
34. Botticino Fiorito	●			83
35. Claros Beige	●			84
36. Breccia Blue	●			85
37. Armani Gold	●			87
38. Grigio Nuvolato	●			88
39. Emperador Light	●			89
40. Travertine Beige	●		●	93
41. Claros Mocha	●			96
42. Armani Brown	●			97
43. Camouflage Esperada	●			101
44. Irish Brown	●			102
45. Silver River	●			103
46. Lithic Coin			●	108
47. Lithic Antracite			●	109
48. Lithic Iatte			●	111
49. Cordoso Grey		●		114
50. Cordoso Silver		●		115
51. Piasentina		●		119
52. Ardesia Silver		●		120
53. Ardesia Grigio		●		121
54. Fusion Stone Gris			●	125
55. Mountain Coin			●	126
56. Mountain Tortora			●	127
57. Bruno Flakes			●	130
58. Cemento Flakes			●	131
59. Beton Flakes Grey			●	134
60. Terra Flakes			●	135

Thickness : 9mm



DESIGN	LUSTROUS	STRUCTURE MATT	RUSTIC MATT	PAGE NO
01. Mont Blanc Crystal	●			21
02. Statuario Norwell	●		●	30
03. Calacutta Bianco Oro	●			36
04. Statuario Venetian	●		●	37
05. Everest White	●			47
06. Silver Armani	●		●	58
07. Armani Grey	●		●	59
08. Damasta Grey	●			63
09. Hearms Grey	●			65
10. Celio	●			82
11. Armani Gold	●		●	87
12. Emperador Light	●			89
13. Burberry Beige	●			94
14. Cordoso Grey			●	114
15. Cordoso Silver			●	115
16. Beton Flakes Grey			●	134
17. Negresco Grigio			●	148
18. Negresco Latte			●	149
19. Cemento Bianco			●	150
20. Cemento Beige			●	151
21. Cemento Tortora			●	151
22. Cemento Antracite			●	151

BOOK MATCH

120x240cm : 01 to 05
160x320cm : 06 to 13

Thickness :
9mm, 12mm



DESIGN	CRYSTALLINE	RUSTIC MATT	LUSTROUS	ORGATECH	PAGE NO
01. Meridiana Marron			●		156
02. Dolce Grey			●		157
03. Apaune Statuario			●		160
04. Graphite Onyx			●		161
05. Flora Mosaic			●		173
06. Bianco Lasa	●	●			162
07. Calacatta Borghini	●	●			163
08. Calacatta Macchia Vecchia	●	●			166
09. Statuario	●	●			167
10. Statuario Norwell	●	●			168
11. Statuario Platina	●	●			169
12. Statuario Venetian	●	●			170
13. Carrara	●	●			171

MARBLE
&
ONYX
Collection



LIOLI
ESTHETIC MARMOREAL



Mont Blanc Crystal

1200X2400mm
1600X3200mm

Lustrous, Crystalline & Rustic Matt

Thickness : 9mm | 12mm





Calacatta Luxe

1200X2400mm
1600X3200mm


Lustrous, Crystalline & Rustic Matt
Thickness : 9mm | 12mm



Calacutta Borghini

1200X2400mm
1600X3200mm

Lustrous, Crystalline & Rustic Matt
Thickness : 9mm | 12mm



Inspire your space with shades of white that bring calmness and elegance to the visual aesthetics. The veins in the tiles uplift the look of the floors and makes it a luxurious gaze.

An extraordinarily luxurious appeal for your space.



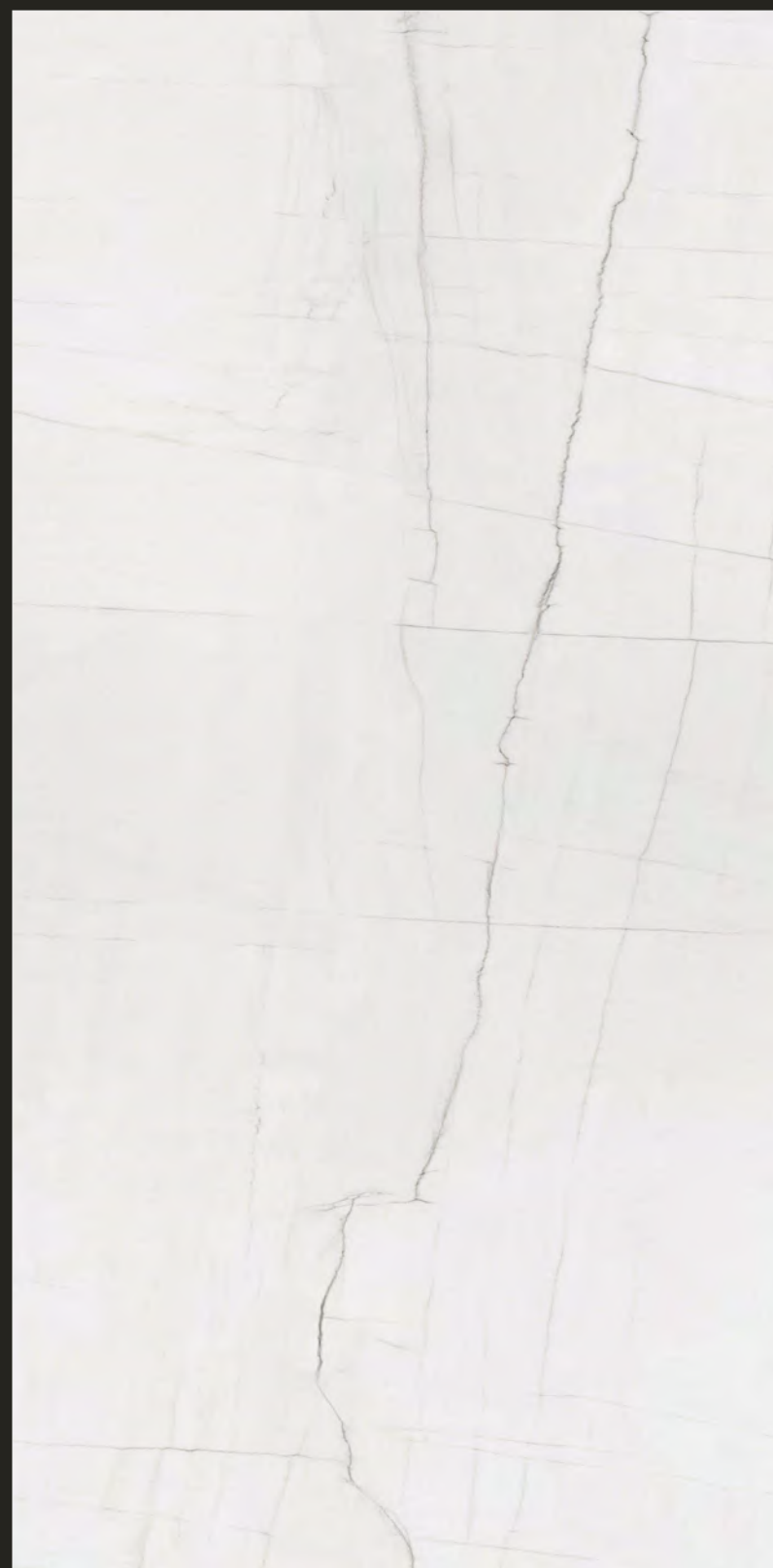
Upgrade the spirit and look of your spaces with a charming and classic collection of tiles that would enhance your interiors with us.

Amp up your spaces and interiors with luminous bright gaze.

**Calacutta
Borghini**

1200X2400mm
1600X3200mm

Lustrous, Crystalline & Rustic Matt

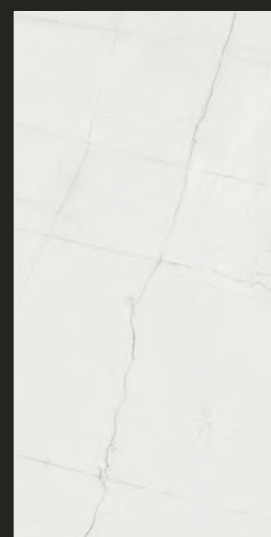
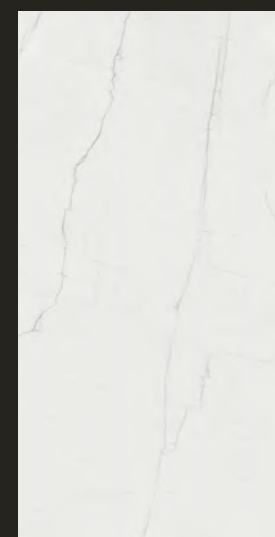


Calacatta Venato

1200X
2400mm

Lustrous

Thickness : 9mm



Tiles with unique translucent and exotic properties. They add a sense of elegance and sophistication to interiors. They are accentuated by vibrant veins across.

For a refined and poised aesthetics.

Opera Grey

1200X
2400mm

Lustrous

Thickness : 9mm





Tiles with smooth and glossy surface with ranging from dark brown to off white colour. It is an exquisite blend of colours and vein textures.

Add brightness and sense of uniqueness to any space

Calacatta Venato


1200X2400mm
Lustrous



Statuario Norwell

1200X2400mm
1600X1600mm


Lustrous & Rustic Matt
Thickness : 9mm



Arabescato Statuario

1200X
2400mm

Lustrous
Thickness : 9mm



Adorn your area with the beauty of tiles that
will certainly add splendor to perfection.
Magnify the uniqueness with glory.

Style your area with ceramic effects and let it
shine.



Tiles with smooth and glossy surface with ranging from dark brown to off white colour. It is an exquisite blend of colours and vein textures.

Add brightness and sense of uniqueness to any space

Statuario Norwell

1200X2400mm
Rustic Matt



LIOLI
ESTHETIC MARMOREAL



Afyon White

1200X2400mm
1600X3200mm

Lustrous & Crystalline

Thickness : 9mm | 12mm



These tiles bring out an inspiring blend of sophistication and custom details that create a space that's uniquely yours. This carefully crafted design showcases your personal style and taste, allowing you to make a statement in any area.

From traditional to modern, each tile is created with a unique blend of materials and textures that provide an exquisite look and feel.





Calacutta Bianco Oro

1200X2400mm | 1600X1600mm
1200X1200mm | 1600X3200mm

Lustrous, Crystalline & Rustic Matt

Thickness : 9mm | 12mm






Statuario Venetian

1200X2400mm | 1600X1600mm
1200X1200mm

Lustrous & Rustic Matt

Thickness : 9mm






A timeless and classic porcelain that has elegant and exquisite grey veins that runs across. It is evergreen and can compliment any style or design. It is apt for both indoor and outdoor application.

launt your space with a classic appeal.

Calacutta Bianco Oro

1200X2400mm
Crystalline, Rustic Matt



Bianco Lasa

1200X
2400mm

Lustrous

Thickness : 9mm



Know for it's white and gold appeal that adds a sense of luxury to any space. It has an appeal of soft white that makes the whole look warm and refreshing.

Create a magnificent and luxurious gaze.

Calacatta Macchia Vecchia

1200X
2400mm

Lustrous

Thickness : 9mm





Reflect the allure appeal of luxury through white crystalline base and distinctly greyish veins. The veins are the main elements of the rooms due to its defined line shape and broadness.

Create contemporary gaze and make it stand out.

Bianco Lasa

1200X2400mm
Lustrous



Statuario

1200X
2400mm

Lustrous

Thickness : 9mm






The ethereal beauty of this tile creates an oasis of modern sophistication in any space, whether it be residential or commercial. From the intricate designs that cover their surface to the natural pigments of their glaze, these tiles are perfect for any contemporary setting

Carrara Ultimo

1600X
3200mm

Crystalline & Rustic Matt

Thickness : 9mm






Statuario Platina

1200X
2400mm

Lustrous & Rustic Matt

Thickness : 9mm



The bold Simplicity will draw attention to the
light and space in any room, creating
magnificent baths, elegant kitchens, and
contemporary living room ideas.


Add striking appearance to your space


Everest White

1200X2400mm | 1600X1600mm
1200X1200mm | 1600X3200mm

Crystalline & Rustic Matt

Thickness : 9mm | 12mm





Onice Bianco

1200X
2400mm

Lustrous

Thickness : 9mm



Tiles with unique translucent and exotic properties. They add a sense of elegance and sophistication to interiors. They are accentuated by vibrant veins across.


For a refined and poised aesthetics.




Fantasy Onyx

1200X
2400mm

Lustrous

Thickness : 9mm






Statuario Bianco

1200X
1200mm

Lustrous

Thickness : 9mm





Superwhite Quartzite

1200X2400mm
1600X3200mm

Lustrous & Crystalline

Thickness : 9mm



Add vibrancy and modern hues to any space. They cater to all designs and aesthetics. The distinctive veins add luxurious and spectacular appeal.

Let your space uplift the charm & exclusivity





Pacific Grey

1200X
2400mm

Lustrous

Thickness : 9mm



Claros Grey

1200X
2400mm

Lustrous

Thickness : 9mm





You can bring the tranquil majesty of the Alps into your spaces and interiors with our spellbinding assortment of tiles. The silver colour radiates shines and sparks of good interiors.

Shine and sparkle for luxurious aesthetics

Pacific Grey

1200X2400mm
Lustrous

Tiles that create a bold and eye captivating gaze. It has a brown background with white veins all across. The tiles give modern, vintage and contemporary look.

Bring on the modern era aesthetics.



Silver Armani

1200X2400mm
1600X3200mm

Lustrous, Crystalline & Rustic Matt

Thickness : 9mm | 12mm



Armani Grey

1200X2400mm | 1600X1600mm
1200X1200mm

Lustrous & Rustic Matt

Thickness : 9mm





Create luxurious and contemporary aesthetics with these tiles. They are highly polished and create a sense of spaciousness. Let the gloss enhance the space.

For a contemporary and luxury aura

Armani Grey

1200X2400mm
Rustic Matt



LIOLI
ESTHETIC MARMORÉAL



Damasta Grey

1200X2400mm | 1600X1600mm
1600X3200mm

Lustrous, Crystalline & Rustic Matt

Thickness : 9mm | 12mm





Pietra Grey

1200X2400mm
1200X1200mm
1600X3200mm

Lustrous, Crystalline & Rustic Matt

Thickness : 9mm | 12mm



They offer very eye catchy and minimal appeal to any space. They bring unparalleled elegance and unique gaze.




Inject a luxurious look to your space.

Hearms Grey

1200X2400mm
1600X1600mm

Lustrous

Thickness : 9mm





LIOLI®
ESTHETIC MARMORÉAL



Basaltina

1200X
2400mm

Lustrous & Structure Matt

Thickness : 9mm



Tiles that give a bold and powerful look to any space. The distinctive and exquisite gold veins add royal appeal making your space stand out.

For an magnificent and elegant gaze



Dior Gold

1200X2400mm
1600X3200mm

Lustrous, Crystalline & Orgatech
Thickness : 9mm | 12mm



Stratum Portoro

1200X2400mm
1600X3200mm

Lustrous, Crystalline & Orgatech
Thickness : 9mm | 12mm





Tiles that give a bold and powerful look to any space. The distinctive and exquisite gold veins add royal appeal making your space stand out.


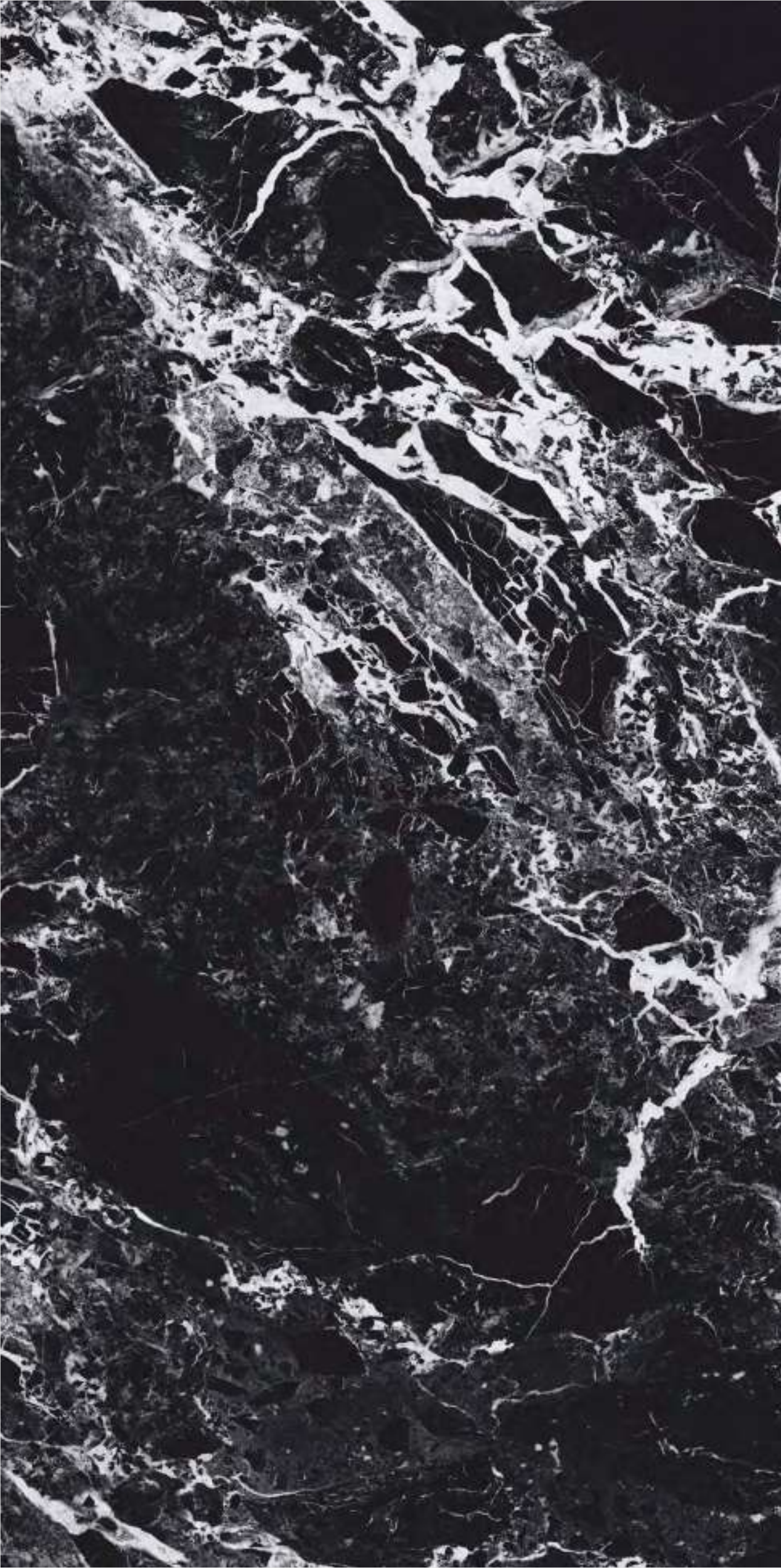
For an magnificent and elegant gaze

Stratum Portoro

1200X2400mm

1600X3200mm

Lustrous, Crystalline & Orgatech



LIOLI
ESTHETIC MARMORÉAL



Ashford Black

1200X
2400mm

Lustrous

Thickness : 9mm



A visual feast and an elegant gaze. The bling gold on the black looks magnificent and very rich. It can create a subtle and contemporary aesthetics depending on the style and design.

Bring on the glam for a powerful appeal





Nero Marquina

1200X2400mm | 1200X1200mm
1600X3200mm

Lustrous, Rustic Matt, Crystalline & Orgatech

Thickness : 9mm | 12mm



Saint Laurent

1200X2400mm | 1200X1200mm
1600X3200mm

Lustrous, Crystalline, Structure Matt & Orgatech

Thickness : 9mm | 12mm





They look super lustrous and can amp any space. They give any space rich aesthetics. Experience the powerful charm and create your vibe.

Capture the bold and powerful elegance

Saint Laurent

1200X2400mm


Lustrous, Crystalline, Structure Matt &
Orgatech



**Emperador
Classic**




1200X
1200mm

Lustrous
Thickness : 9mm





LIOLI®
ESTHETIC MARMORÉAL



Omani

1200X2400mm
1200X1200mm

Lustrous

Thickness : 9mm



These tiles have a natural look and an exquisite surface that will complement any home's interior. Transform the ordinary into the remarkable. They can compliment any style or look.

For a rustic and subtle aesthetic





Celio

1200X2400mm
1600X1600mm

Lustrous

Thickness : 9mm




Botticino Fiorito

1200X2400mm
1200X1200mm

Lustrous

Thickness : 9mm



For a refined and elegant style statement. These tiles
lift up any interiors and glam up any space. They are
indeed a visual treat to eyes.

For a refined, elegant and sleek gaze




Claros Beige

1200X
2400mm

Lustrous

Thickness : 9mm



Breccia Blue

1200X
2400mm



Lustrous

Thickness : 9mm





LIOLI®
ESTHETIC MARMORÉAL



Armani Gold

1200X2400mm | 1600X1600mm
1200X1200mm

Lustrous & Rustic Matt

Thickness : 9mm



Discover mesmerizing aesthetics with a hint of glitz.
Level up your styling game and create an aww
appealing aesthetics.

For a luxurious aura, make your space stand out



Grigio Nuvolato

1200X2400mm
1200X1200mm

Lustrous
Thickness : 9mm



Emperador Light

1200X2400mm | 1600X1600mm
1200X1200mm

Lustrous
Thickness : 9mm





An audacious collection of tiles from us that is capable of creating a classic timeless ambiance. They are evergreen and versatile.

Incorporate charismatic and serene gaze. .

**Grigio
Nuvolato**

1200X2400mm
Lustrous

Combining aesthetic quality and versatility, this tile provides a unique way to liven up any living space. With their diverse range of textures and colors, these tiles create a visually stimulating atmosphere that adds sophistication and character to any space.

Not only do they bring a unique flair to any residential or commercial setting, but they are also extremely durable.



**Travertine
Beige**

1200X1200mm
1200X2400mm


Lustrous & Rustic Matt
Thickness : 9mm



**Antique
Botochino**

1200X
1200mm

Lustrous
Thickness : 9mm



Crafted from the finest materials and created with exacting attention to detail, these tiles are sure to bring an air of luxury to any room. With their luxurious textures and subtle patterns, these tiles capture the essence of modern style.

They add a touch of elegance and refinement to any environment, offering both practicality and timeless beauty.



Burberry Beige

1200X1200mm
1600X1600mm

Lustrous

Thickness : 9mm



Regal Beige

1200X1200mm
1600X1600mm

Lustrous

Thickness : 9mm



Create a warm and cozy interiors for your space with the elegantly charming shade, textures and designs.

For a new flooring and modern look



Claros Mocha

1200X
2400mm

Lustrous

Thickness : 9mm





Armani Brown

1200X2400mm
1200X1200mm

Lustrous

Thickness : 9mm






Evolve and refine your spaces with brown shade that add illusion of perfection and royalness. Surround yourself with an extraordinary aesthetic and class.

Make your space come to life and make it heart of the interiors.

Claros Mocha

1200X2400mm
Lustrous



LIOLI
ESTHETIC MARMORÉAL



Camouflage Esperada

1200X
2400mm


Lustrous

Thickness : 9mm



Create a warm and cozy interiors for your space with
the elegantly charming shade, textures and designs.

For a new flooring and modern look



Irish Brown

1200X
2400mm

Lustrous

Thickness : 9mm



Silver River

1200X
2400mm


Lustrous

Thickness : 9mm





LIOLI
ESTHETIC MARMORÉAL



Bronze Armani

1600X
3200mm

Crystalline


Thickness : 12mm



TERRAZZO
&
Concrete
&
STONE
Collection

Imprints of timeless glory and classic appeal. Infuse elegance, beauty and style to your décor. An aesthetic that heart yearns for.

Evergreen elegance for splendour





Lithic Coin

1200X2400mm | 1600X1600mm
1200X1200mm | 1600X3200mm

Rustic Matt & Structure Matt

Thickness : 9mm | 12mm





Lithic Antracite

1200X2400mm | 1200X1200mm
1600X3200mm

Rustic Matt & Structure Matt

Thickness : 9mm | 12mm



The tiles are highly versatile, offering a range of colors, textures, and sizes to choose from, making it easy to create a unique and personalized look. They are also easy to clean and maintain, making them a great long-term investment.

From classic to modern, these tiles will add the perfect touch of style and luxury to any space.



Lithic Nero

1600X
3200mm

Structure Matt

Thickness : 12mm





Lithic latte

1200X2400mm
1200X1200mm

Rustic Matt

Thickness : 9mm





This tile is a stylish choice for any type of decorating need. Its durability makes it easy to match with any design style, creating a polished look that's perfect for any space.

These tiles are ideal for both commercial and residential settings because they are easy to maintain. The polished finish on this tile adds a touch of luxury and elegance to any space, while the colors and quality ensure that each tile is a one-of-a-kind piece of art.

Lithic latte

1200X2400mm
1200X1200mm
Rustic Matt

Infuse popular dark and powerful coffee tones.
Make your space stand out and make it
remarkable. They hold a natural appeal that will
enhance the interior of your home.

An aura of excellence and energy




Cordoso Grey

1200X
2400mm

Structure Matt

Thickness : 9mm





Cordoso Silver

1200X
2400mm

Structure Matt

Thickness : 9mm





With their luminous glow and powerful texture, the magnificent tiles create a very refreshing and modern aesthetics. The tiles are alluring and draws your attention.

A desire of magnificent charm

Cordoso Grey

1200X2400mm
Structure Matt



LIOLI®
ESTHETIC MARMORÉAL



Piasentina

1200X2400mm
1600X3200mm


Structure Matt

Thickness : 9mm | 12mm



Create a statement look with striking appearance.
They are gorgeous with shine and provide a
contemporary chic interiors to your space.

A look of exquisite shine






Ardesia Silver

1200X
2400mm

Structure Matt

Thickness : 9mm





Ardesia Grigio

1200X
2400mm

Structure Matt

Thickness : 9mm





These tiles create a bold and refined look. They can be used at multiple places and can compliment any design and aesthetics. They also make your space look bigger.


For a grand and splendid gesture

Ardesia Grigio

1200X2400mm
Structure Matt



LIOLI
ESTHETIC MARMORÉAL



Fusion Stone Gris

1200X
2400mm

Rustic Matt

Thickness : 9mm



Tiles that impart a striking and beautiful look to the surface. Bring opulent aesthetic to your spaces.

It perfect sets with your design aesthetic and home decor



Mountain Coin

1200X
2400mm

Rustic Matt

Thickness : 9mm



Mountain Tortora

1200X
2400mm

Rustic Matt

Thickness : 9mm





Add gleam of elegance and a sense of luxury to space aesthetics. Simple yet unique makes it stand out and creates an artistic appeal to your space.

Give your space a calm and sleek aesthetics.

Mountain Tortora

1200X2400mm
Rustic Matt

Elevate the aesthetics of your home and add sophisticated charm to your space with textured patterns and flakes all over.

An aura of sheer luxury



Bruno Flakes

1200X2400mm
1200X1200mm

Rustic Matt

Thickness : 9mm



Cemento Flakes

1200X
2400mm

Rustic Matt

Thickness : 9mm





Bringing the magic to your space and making it look stand out. They will aesthetics that will make you fall in love at the first sight.

Cast a spell for profound aesthetics

Bruno Flakes

1200X2400mm
1200X1200mm
Rustic Matt

Featuring exquisite textures and a refined design. They will create an outstanding and remarkable appeal to any space.

An aesthetic that grabs your attention



Beton Flakes Grey

1200X2400mm
1200X1200mm

Rustic Matt
Thickness : 9mm



Terra Flakes

1200X
2400mm

Rustic Matt
Thickness : 9mm





Tiles that compliment designs to enhance your
ambiance with a luxury touch and a unique
appeal.

Enhance the style statement of your home.

Beton Flakes Grey

1200X2400mm
1200X1200mm
Rustic Matt



LIOLI
ESTHETIC MARMORÉAL



Belgium Stone

1600X
3200mm

Structure Matt
Thickness : 12mm





Meek Arctic

1600X
3200mm


Crystalline & Rustic Matt

Thickness : 12mm



Add colour and charm all at once. Infuse a modern or rustic look, they instantly warm up any space. The luster of tiles makes them attractive and gives them all the sheen.

For a warm ambiance



Meek Coal

1600X
3200mm

Rustic Matt

Thickness : 12mm





The combination of colors and designs allows for a truly individualized look that can be tailored to any aesthetic. The use of these tiles in any space will surely bring an air of sophistication and timelessness.

With these pieces, you can create an atmosphere that feels special to you and invites conversation and creativity.

Meek Coal

1600X3200mm
Rustic Matt

**Meek
Oyster**

Nothing adds an extra touch of class to a space like a well-chosen piece of artwork. Natural color palettes can add sophistication to your kitchen counter. Not only does it serve to provide visual interest, but it can also help create a warm atmosphere and add a sense of personalization.

**Meek
Ash**

**Meek
Smoke**

**Meek
Walnut**



These tiles create a bold and refined look. They can be used at multiple places and can compliment any design and aesthetics. They also make your space look bigger.

For a grand and splendid gesture

Meek Oyster

1600X3200mm
Rustic Matt

Magnifying the beauty of tiles that create a calming aura. They make the space look brighter and a very subtle and classic statement indeed.

Enhance the calm of your space



**Negresco
Grigio**

1600X
1600mm

Rustic Matt
Thickness : 9mm




**Negresco
Latte**

1600X
1600mm

Rustic Matt
Thickness : 9mm







Cemento Bianco

1600X
1600mm

Rustic Matt

Thickness : 9mm



Cemento Beige



Cemento Tortora



Cemento Antracite



These tiles create a bold and refined look. They can be used at multiple places and can compliment any design and aesthetics. They also make your space look bigger.


For a grand and splendid gesture

Cemento Antracite

1600X1600mm
Rustic Matt

Add colour and charm all at once. Infuse a modern or rustic look, they instantly warm up any space. The luster of tiles makes them attractive and gives them all the sheen.

For a warm ambiance



Meridiana Marron

1200X
2400mm

Lustrous

Thickness : 9mm



Dolce Grey

1200X
2400mm

Lustrous

Thickness : 9mm






Tiles that create a super grand appeal and lights up the whole space. The back wall looks incredibly good and sets out a luxury aura.

Meridiana Marron

1200X2400mm
Lustrous

Create stellar interiors with florals.
They look super beautiful and pretty.

For a wonderfully pretty charm



Apaune Statuario

1200X
2400mm

Lustrous

Thickness : 9mm





Graphite Onyx


1200X
2400mm

Lustrous

Thickness : 9mm




Beautify your surroundings. Thus,
a design that is simple and clear
stands out from the rest and evokes
an emotional response



Bianco Lasa

1600X
3200mm

Crystalline & Rustic Matt
Thickness : 12mm



Calacatta Borghini

1600X
3200mm

Crystalline & Rustic Matt
Thickness : 12mm





Tiles that create a super grand appeal and lights up the whole space. The back wall looks incredibly good and sets out a luxury aura.

Bianco Lasa

1600X3200mm
Crystalline & Rustic Matt

Timeless design can be achieved
by combining a sense of history
with a glimpse of the future while
still staying true to personal style.



**Calacatta Macchia
Vecchia**

1600X
3200mm



Crystalline & Rustic Matt
Thickness : 12mm



Statuario

1600X
3200mm

Crystalline & Rustic Matt
Thickness : 12mm






Statuario Norwell

1600X
3200mm

Crystalline & Rustic Matt
Thickness : 12mm




Statuario Platina

1600X
3200mm

Crystalline & Rustic Matt
Thickness : 12mm



It's fun to experiment with colors and textures,
which led us to curate these pieces celebrating
creativity and adventurous spirit.



Statuario Venetian

1600X
3200mm



Crystalline & Rustic Matt
Thickness : 12mm



Carrara


1600X
3200mm

Crystalline & Rustic Matt
Thickness : 12mm





LIOLI
ESTHETIC MARMORÉAL



Flora Mosaic

1200X
2400mm

Lustrous

Thickness : 9mm



03.1 Transportation & Handling

03.1.1 Transporting TechnoSLAB

Following is a common slab storage situation; it highlights problems that can result from improper securing. The cargo transport unit of TechnoSLAB is formed on two “A - shaped” frames, provided by us. (Fig. 1 & 2)

Research into regulatory guidance from other sources did not uncover any recommendations specifically concerning natural stone slabs and road transportation, but the Swedish National Road and Transport Research (VTI) Institute issued recommendations for the transportation of panels more than 15 years ago, which are illustrated in (Fig. 3)

Fig. 1

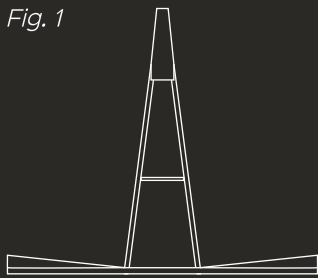


Fig. 2


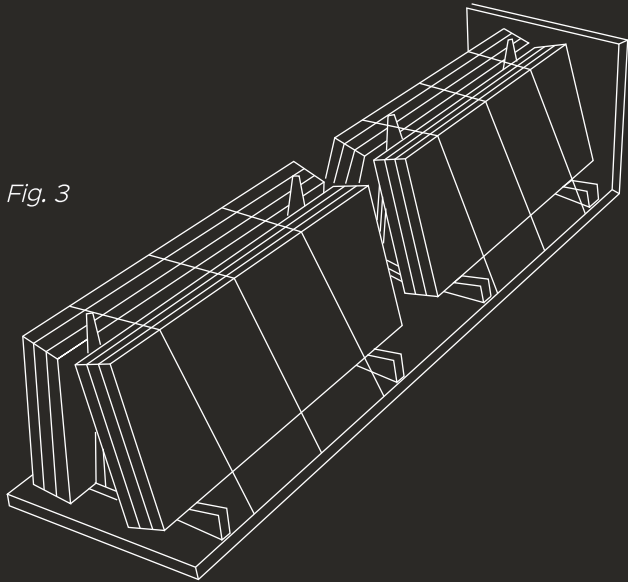


Fig. 3



03.1.2 Manually transporting a TechnoSLAB

Fig. 1

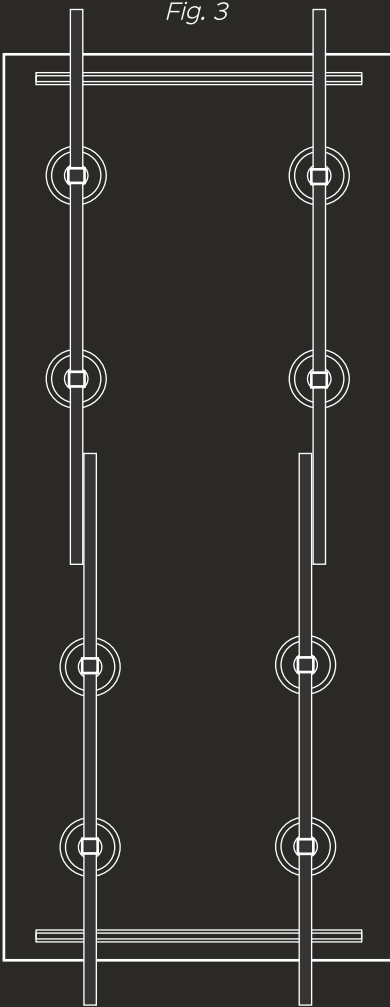


Fig. 2



Suction cups

Fig. 3



Typical suction cups(Fig. 2) of different kinds are a prime aid, although a couple of workers will be needed to carry the tiles and these may still get deformed.

To allow the extraction of the slabs in a safe and easy way, it is recommended to position the pallets in a suitable area where the lift truck can be moved round all sides of the pallet.

In the case of tiles with a textured surface, soft rubber suction pads (Fig. 1) should be used to ensure a strong grip. Suction pads fixed to a lifting bar will make it easier to handle the products and prevent them from becoming deformed. By using two of these bars, all kind of operations can be performed by just two people.

However, the best solution is to use a rigid lifting frame (Fig. 3) with suction cups that grip the tile on all four sides.

The lifting frame can be designed to adapt to all tile formats, sizes or cut sections, keeping the tiles undamaged and allowing them to be handled by fewer people.

Possible operations

1. To remove the tiles from the box
2. To place them on the work table
3. To carry them anywhere on the work site
4. To spread cement-based adhesive on the underside
5. To help lay them

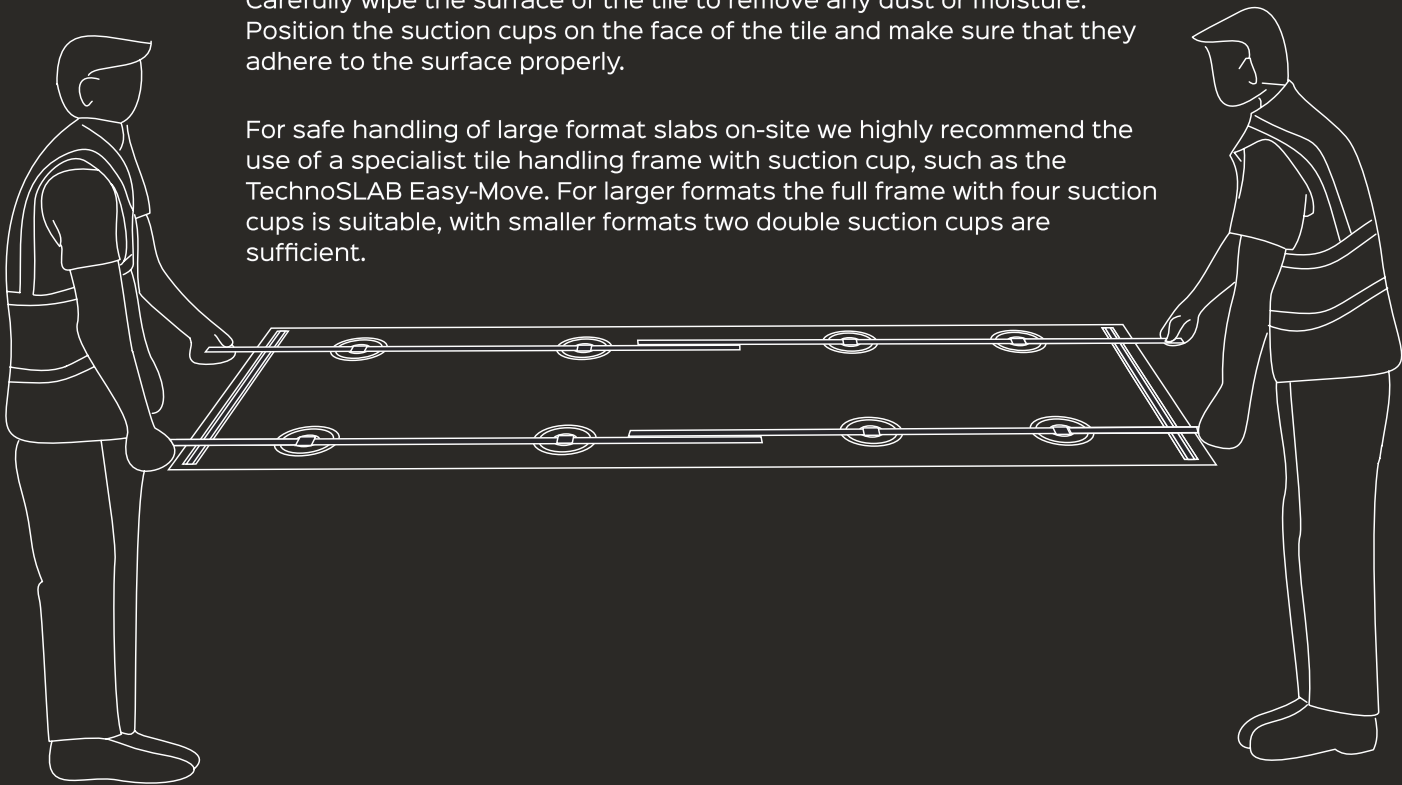


Suction cups attach to the face of tile and not the rear. Always follow the manufacturer's instructions.

03.1.3 Manually transporting a TechnoSLAB

TechnoSLAB is extremely heavy and may have sharp edges. It is therefore necessary to wear protective gloves at all times. We recommended the use of single or double suction cups which help to ensure the integrity of the tile is maintained and the operators' safety is not compromised. Carefully wipe the surface of the tile to remove any dust or moisture. Position the suction cups on the face of the tile and make sure that they adhere to the surface properly.

For safe handling of large format slabs on-site we highly recommend the use of a specialist tile handling frame with suction cup, such as the TechnoSLAB Easy-Move. For larger formats the full frame with four suction cups is suitable, with smaller formats two double suction cups are sufficient.




03.2 Storage

Place the slabs length-wise on wooden beams to prevent the slabs from splintering.

4mm & 6mm slabs needs at least three support points, distributed evenly along the back of the slab; a full support is recommended. For example - an unused granite or marble slab with sufficient width. The best way to maintain the integrity of the slabs is to keep them in their original Packaging or use a full support on the back of the TechnoSLAB such as an unused granite or marble slab which is wide enough.

The supports must be able to hold the entire surface of the part during transport. Too small supports may cause the part to break:



Avoid positioning large slabs against smaller slabs:

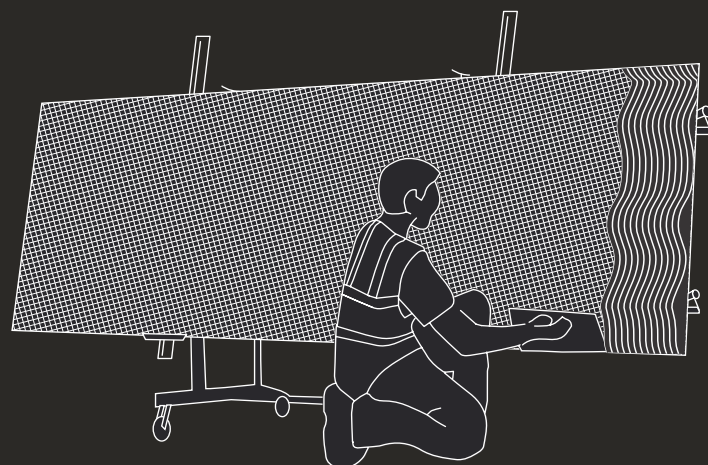
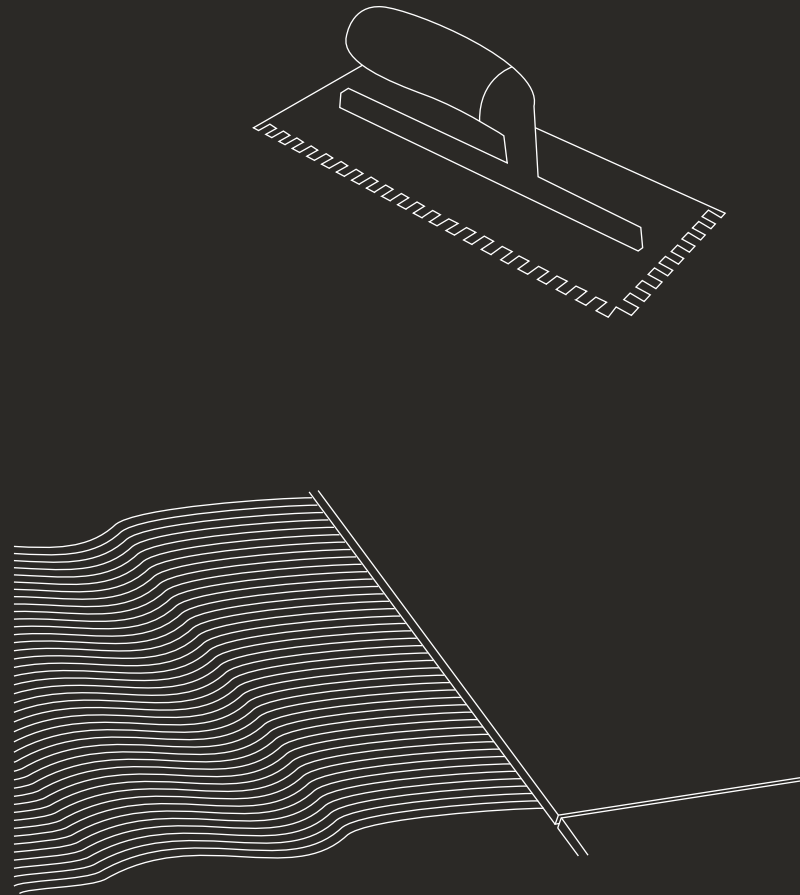
03.3 Laying & Fixing

The growth in popularity of large format tiles, with their increased weight and smoother backs, presents new fixing challenges to the professional tiler.

Correct preparation of the subfloor or laying surface is crucial. The laying surface should be rigid, non-flexing and capable of supporting the expected load with minimal or no deflection. A level subfloor is extremely important in order to keep tiles from cracking. Sanding high spots and the use of a levelling compound on low spots is essential. It is also important that TechnoSLAB are clean and dry, if necessary wash them with clean water and dry them thoroughly before fixing.

Whatever your specific requirements, whether they be for standard or large format TechnoSLAB within internal or external applications, selecting the appropriate cement-based, fibre-reinforced or ready-mixed adhesive is vital to ensuring the success of your project.

Once your subfloor is clean and dry, spread the adhesive on the surface to be covered with a 10x10mm square toothed trowel, covering an area 5cm to 10cm more than the size of the TechnoSLAB. Always apply the adhesive in stripes running parallel with the short edge to remove air pockets and bubbles. By using this method, full coverage of the TechnoSLAB with adhesive is ensured.



Large format TechnoSLAB always require back-buttering. Back-buttering describes the process of applying a layer of adhesive to the back of the tiles using a trowel.

Using a specialist wheeled transport cart, fix the large format slab in a vertical position on the handling frame with the use of suction cups. Use a 10x10mm square toothed trowel for applying your adhesive to the wall or floor and when back-buttering use a 3x3mm square toothed trowel for the back of the tile.

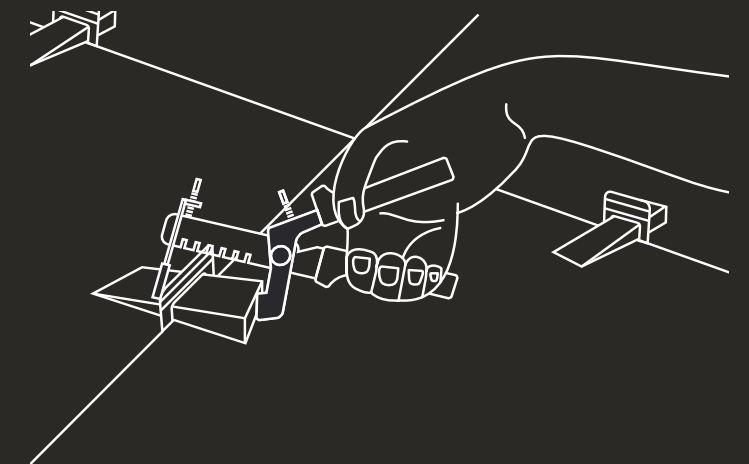
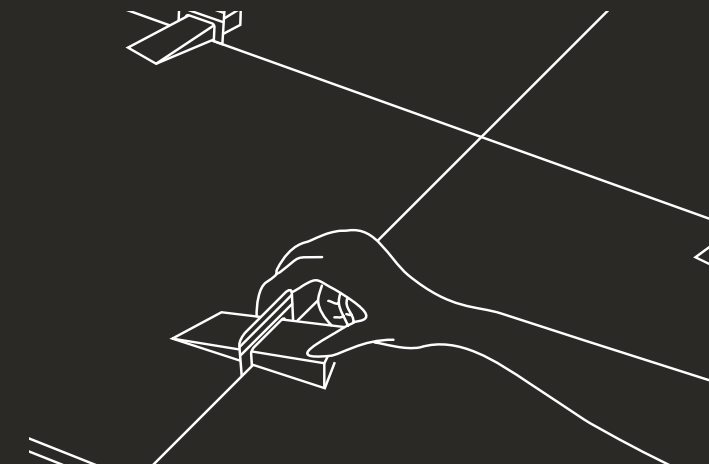
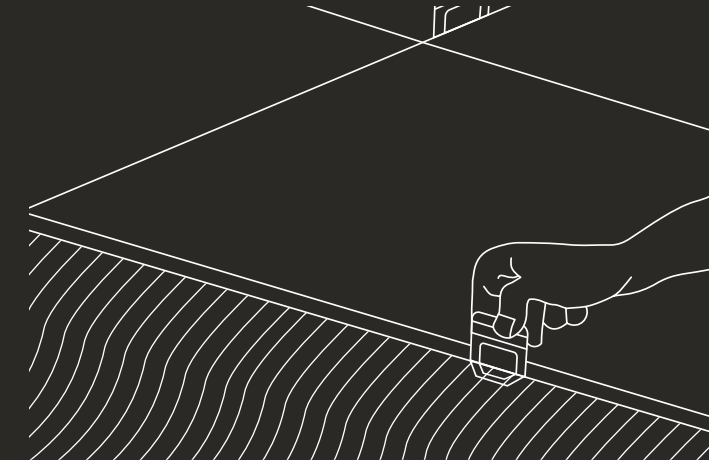
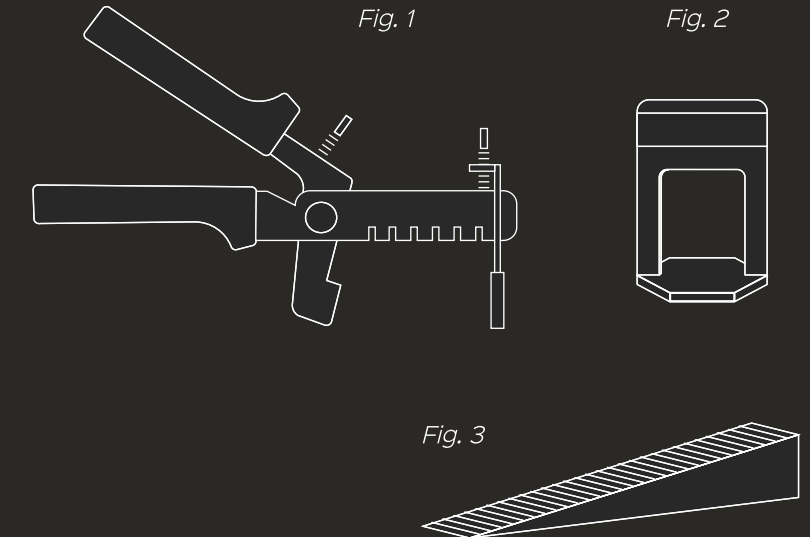
Using the handling frame with suction cups, bring the slab into a vertical position and slowly lower it to horizontal. The TechnoSLAB should be firmly pressed into the adhesive along a straight edge, collapsing all adhesive ridges. Use a levelling system to avoid lippage and frequently checks that your TechnoSLAB are even using a suitable box level. Levelling systems are available with 2mm 3mm and 5mm tile spacers.

Periodically check the tiles backs to make sure there is full contact between the adhesive and tile. If not apply additional adhesive to the tile or use a troll with larger notches in your adhesive. As you are working wipe off excess mortar with a wet sponge.

03.4 Levelling

Tile levelling systems are now commonly used. With large-format TechnoSLAB, they are absolutely essential. Given the size of the TechnoSLAB and their slimline thickness, unless a levelling system is used, it will result in lippage.

After the first TechnoSLAB has been laid and levelled, before proceeding to lay the second one, insert levelling clips below the first (Fig. 2). Then lay the next TechnoSLAB and tap it to ensure a firm bond. Next, adjust the level (Fig. 3) of both TechnoSLABs by pushing the wedges into place with the levelling pliers (Fig. 1).


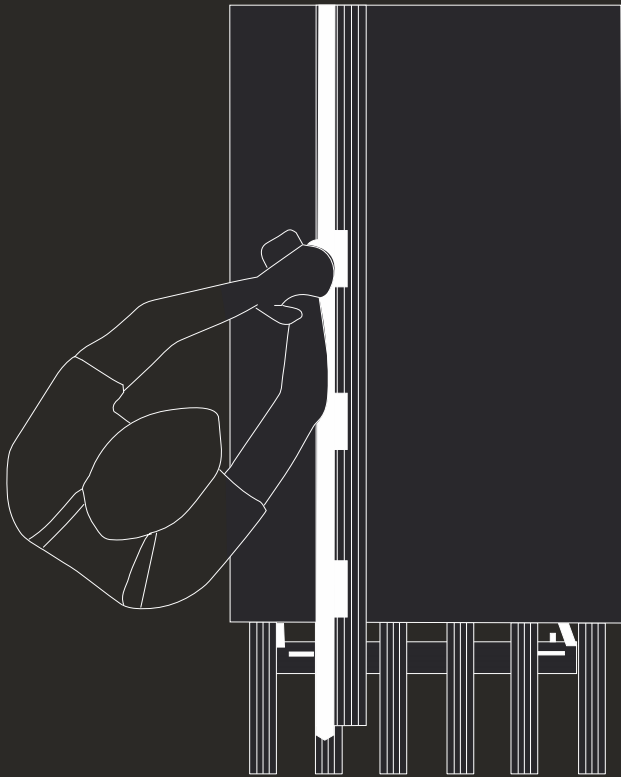


The contributing factors to what causes TechnoSLAB lippage are how much warpage the TechnoSLAB has, the width of the grout, how flat the substrate is, and the expertise of the tile installer. We recommend that lippage should not be greater than 2mm at the most for this type of installation.

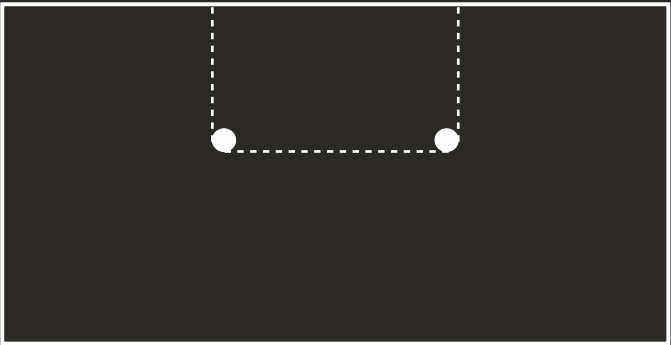
In order to ensure a uniform surface and produce a surface with acceptable lippage, make use a levelling system to avoid lippage and frequently check that your TechnoSLAB are even using a suitable box level. Levelling systems are available with 2mm, 3mm and 5mm tile spacers.

03.5 Cutting

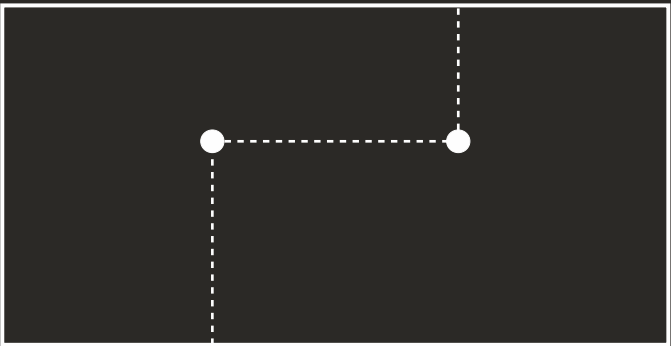
Mark the portion to be removed at the ends of the TechnoSLAB with a pencil. Position the cutting guide with cutting carriage so that the references on the guide coincide with the lines marked on the panels. Lock the cutting guide with the cutting carriage in place using the suction cups. To guarantee correct scoring, the pressure and movement of the cutting carriage must be constant along the whole length of the cut. Score one end of the panel by 15cm pushing the cutting carriage towards the edge of the panel. Complete the scoring up to the opposite end of the panel.



Prepare the holes on all inner corners, minimum 3mm bit diameter.



When cutting a "U" shaped piece, mark and drill relief holes where the cut lines intersect, always making the shortest cut first.



When cutting an "L" countertop, drill relief holes where the cut lines intersect, always making the shortest cut first

03.6 Cleaning

03.6.1 Cleaning after laying



Fig. 1

We suggest a good initial cleaning after the laying on the floor or wall, this is very important for removing residual grouting and the normal dirt coming from the building works.

We suggest the use of a cementitious descaler, that is a lightly acid product that doesn't emit fumes that are harmful for the user and that can attack joints. In case of material layed with epoxy or resinous grouting, we recommend to clean after laying with specific detergent.

03.6.2 Regular maintenance



Fig. 1

For a good cleaning of the floor we suggest the use of a natural detergent with a high cleaning power. In case of strong dirty and encrusted by the time, we recommend to consult the following scheme to find the perfect solution to every situation

TYPE OF DIRT	PRODUCT
Cement, Kalkstein, metal tracer, rust	Cementitious descaler
Residuals, stains and halos of epoxi joints	Epoxi descaler
Grease, tire marks, colours, marker, etc.	Non soap degrease
Grafitis	Acetone and antigraffiti star

03.6.3 Recommendations

Drying process

Once the tiles have been grouted and any excess grout cleaned off, it is important to wait the stipulated time before using the tiled surface; in other words, any cleaning should wait until the tiled surface is completely dry. We recommend waiting 5 days before cleaning in readiness for full use.

Protection from liquid

The newly tiled surface must be protected from water and damp while the adhesive and grouting materials are maturing and hardening. This is particularly important in outside spaces and areas where there is a risk of freezing.

Damage Prevention

Measures should also be taken to protect the newly tiled surface against mechanical or chemical damage resulting from subsequent work by other professionals or later installations. Damage can be prevented by covering the floor tiles with thick cardboard or similar material.

Cleaning products

For the final cleaning of the tiled surface, the products used should be compatible with the chemical resistance of the tiles. Avoid solid detergents with abrasive particles and solutions containing hydrofluoric acid, which attacks the glaze and causes irreversible damage to the ceramic tile.

03.7 Technical specification

CHARACTERISTIC	TEST METHOD	MEAN VALUE OF LIOLI	STD. AS PER ISO13006:2012/ EN14411 Gr.Bla	STD. AS PER IS15622:2017 Gr.Bla
Regulatory Properties				
Deviation in length and width	ISO 10545-2 & IS 13630-1	± 0.10 %	± 0.50 %	± 0.10 %
Deviation in thickness	ISO 10545-2 & IS 13630-1	± 4.00 %	± 5.00 %	± 5.0 %
Straightness in side	ISO 10545-2 & IS 13630-1	± 0.10 %	± 0.50 %	± 0.10 %
Rectangularity	ISO 10545-2 & IS 13630-1	± 0.10 %	± 0.60 %	± 0.10%
Surface flatness Central Curvature	ISO 10545-2 & IS 13630-1	± 0.10 %	± 0.50 %	± 0.50 %
Surface flatness Edge Curvature	ISO 10545-2 & IS 13630-1	± 0.10 %	± 0.50 %	± 0.50 %
Surface flatness Warpage	ISO 10545-2 & IS 13630-1	± 0.10 %	± 0.50 %	± 0.50 %
Surface Quality	ISO 10545-2 & IS 13630-1	> 95% defects free	> 95% defects free	> 95% defects free
Small Color Difference	ISO 10545-16	No Change	Unaltered	N.A.
Glossiness (With Nano Polished)	Gloss Meter 60°	> 90° **	As per Mfg.	As per Mfg.
Glossiness (Without Polished)	Gloss Meter 60°	7° < Gloss < 14°***	As per Mfg.	As per Mfg.
Glossiness (Satin Finished)	Gloss Meter 60°	15° < Gloss < 25°**	As per Mfg.	As per Mfg.
Structural Properties				
Water absorption	ISO 10545-2 & IS 13630-3	≤ 0.50 %	≤ 0.50 %	≤ 0.80 %
Bulk density	DIN51082 & IS 13630-3	> 2.28 gm/cc	> 2.00 g/cc	Min. 2.20 g/cc
Massive Mechanical Properties				
Modulus of rupture	ISO 10545-4 & IS 13630-6	Min. 37.0 N/mm²	Min. 35.0 N/mm²	Min. 35.0 N/mm²
Breaking strength thickness <7.5	ISO 10545-4 & IS 13630-6	Min. 1000.0 N	Min. 700.0 N	Min. 700.0 N
Breaking strength thickness ≥7.5	ISO 10545-4 & IS 13630-6	Min. 1600.0 N	Min. 1300.0 N	Min. 1100.0 N
Surface Mechanical Properties				
MOH'S hardness	EN 101 & IS 13630-13	Min. 4***	Min. 4	Min. 5
Surface abrasion resistance-Glossy #	ISO 10545-7 & IS 13630-11	Min. Class 2	As per Mfg.	Min. Class II
Surface abrasion resistance-Matt #	ISO 10545-7 & IS 13630-11	Min. Class 3	As per Mfg.	Min. Class II
Thermal Hydrometric Properties				
Moisture expansion	ISO 10545-10 & IS 13630-3	NIL	Max. 0.06	Max. 0.02
Thermal expansion(COE) at 100°C	ISO 10545-8 & IS 13630-4	Max. 6.0 x 10 ⁻⁶	As per Mfg.	Max. 7.0 x 10 ⁻⁶
Thermal shock resistance	ISO 10545-9 & IS 13630-5	Min. 10 Cycle	Min. 10 Cycle	Min. 10 Cycle
Crazing Resistance at 7.5 Bar	ISO10545-11 & IS 13630-9	Min. 6 Cycle	As per Mfg.	Min. 4 Cycle
Impact resistance(COR)	ISO 10545-5 & IS 13630-14	Min. 0.55	As per Mfg.	Min. 0.55
Frost resistance	ISO10545-12 & IS 13630-10	Frost Proof	As per Mfg.	As per Mfg.
Chemical Properties				
**Resistance to Staining Glazed	ISO 10545-14 & IS 13630-8	Min. Class 4 / Min. Class I	Min. Class 3	Min. Class I
**Resistance to Household Chem- icals & Swimming Pool Salts Glazed	ISO 10545-13 & IS 13630-8	Min. Class GA / Min. Class AA	Min. Class GB	Min. Class AA
Resistance to Low / High Concentrate Acid and Alkalis Glazed	ISO 10545-13 & IS 13630-8	Min. Class GLB** / Min. Class A****	As per Mfg.	As per Mfg.
Safety Properties				
Skid resistance(DCOF-DRY)	ISO 10545-17	> 0.40	As per Mfg.	As per Mfg.
Slip resistance(DCOF)(R value)##	ISO 10545-17	N.A.	As per Mfg.	As per Mfg.
Determination of Lead & Cadmium Release for Glazed Tiles	ISO 10545-15	Dose not yield Pb & Cd	As per Mfg.	N.A.
Fire Resistance	N.A.	Fire Proof	As per Mfg.	As per Mfg.

Glaze tiles Intended for use on floor
As per customer requirement
** Glossiness 90% with nano technology
*** Without nano technology (Unpolished Vitrified tiles)
**** Except Hydrofluoric Acid & it's compound

03.8 Container packing details

	Size	Thickness	Weight /Slab	No. of Bundles or A-Frames	Total Slabs or Box	Slabs / Container	sq mtr / Container	Weight/ Container	Size of Container
** ## ##	3200x1600mm	6mm	73.5 kg	7	40 slabs	280	1433.60	21.5 t	20 ft
	3200x1600mm	6mm	73.5 kg	3	40 slabs	120	614.40	9.82 t	20 ft
	3200x1600mm	6mm	73.5 kg	9	40 slabs	360	1843.20	27.6 t	40 ft
** ##	3200x1600mm	9mm	110.0 kg	7	26 slabs	182	931.84	20.2 t	20 ft
	3200x1600mm	9mm	110.0 kg	9	26 slabs	234	1198.08	25.7 t	40 ft
** ## ##	3200x1600mm	12mm	147.0 kg	7	20 slabs	140	716.80	21.5 t	20 ft
	3200x1600mm	12mm	147.0 kg	3	20 slabs	60	307.20	9.8 t	20 ft
	3200x1600mm	12mm	147.0 kg	9	20 slabs	180	921.60	27.4 t	40 ft
* + # ## #	2400x1200mm	6mm	41.5 kg	8' + 4"	56' + 24"	544	1566.72	23.0 t	20 ft
	2400x1200mm	6mm	41.5 kg	4	40 box	320	921.60	14.0 t	20 ft
	2400x1200mm	6mm	41.5 kg	12	24 slabs	288	829.40	13.1 t	20 ft
* ## #	2400x1200mm	6mm	41.5 kg	11' + 1'	56' + 24'	640	1843.20	27.0 t	40 ft
	2400x1200mm	6mm	41.5 kg	8	80 slabs	640	1843.20	27.0 t	40 ft
	2400x1200mm	6mm	41.5 kg	24	24 slabs	576	1658.90	26.3 t	40 ft
* + # ## #	2400x1200mm	9mm	62 kg	8' + 4"	34' + 16"	336	967.68	21.4 t	20 ft
	2400x1200mm	9mm	62 kg	4	50 box	200	576.00	12.8 t	20 ft
	2400x1200mm	9mm	62 kg	12	16 slabs	192	552.90	13.1 t	20 ft
* ## #	2400x1200mm	9mm	62 kg	12' + 1'	34' + 12' box	420	1209.6	26.5 t	40 ft
	2400x1200mm	9mm	62 kg	8	50 box	400	1152.00	25.4 t	40 ft
	2400x1200mm	9mm	62 kg	24	16 slabs	384	1105.90	26.2 t	40 ft
## ##	1600x1600mm	9mm	55 kg	6	48 slabs	288	737.28	17.0 t	20 ft
	1600x1600mm	9mm	55 kg	11	48 slabs	528	1351.68	27.2 t	40 ft
* + # #	1200x1200mm	9mm	62 kg	13' + 4"	26' + 21"	422	1215.36	27.0 t	20 ft
	1200x1200mm	9mm	62 kg	17	26 slabs	422	1215.36	27.0 t	40 ft

** = Bundle | * = Vertical Pallet | ## = A-Frame | # = Horizontal Crate

- Note:
- Horizontal Crates: Slabs will be available without box packing for horizontal crates.
 - 3200x1600mm: will be available without box packing only.
 - 2400x1200mm: 6mm thickness slabs available in 2 pcs box packing & 9mm thickness slabs available in 1 pcs box packing.
 - 1600x1600mm: 9mm thickness slabs available in 1 pcs box packing.
 - 1200x1200mm: 9mm thickness slabs available in 2 pcs box packing.

Quality accreditations



Sales Representative

West:-

Mumbai +91 95123 00682/76

Pune +91 95123 00664/74

Ahmedabad +91 95123 00661/89

Rajkot +91 95123 00662

Surat +91 95126 20019

Indore +91 95126 20012

Nagpur +91 95123 00666

Kolapur/Goa +91 95123 00657

Relapser/Sober 171 75125 00057

North:-

Delhi/NCR +91 95123 00672

Dehli/NCR	+91 95123 00872
Chandigarh	+91 95123 00656

Jalandhar +91 95126 20016

Jalandhar	+91 95126 20016
Ludhiana	+91 95126 20023

South:-

Telangana +91 95123 00686

Andhra Pradesh +91 95123 00686

Bangalore +91 95123 00667/69

Hubli +91 95123 00670

Mangalore +91 95123 00668

Chennai +91 95123 00677

Chennai	+91 95126 99977
North Kerela	+91 95126 20027

Central Kerala +91 95123 00651/95126 20018

South Kerala +91 95126 20028

South Kerala	+91 95126 20028
Salem/Coimbatore	+91 95126 20017

Salerno/Colliabutore +91 75128 20017

East:-

Bhubaneswar +91 95126 20020

Bhubaneshwar	+91 95126 20020
Guwahati	+91 95126 20029



Lioli Ceramica Pvt. Ltd.

WORK:

8A NH, Bharat Nagar Village,

Morbi - 363 642, Gujrat, INDIA

T: +91 95123 00680

E: info@lioliceramica.com

W: www.lioliceramica.com

Note

[illegible]

LIOLI®
ESTHETIC MARMORÉAL