



INFINITE CREATION



# PUNCH

SERIES

[www.southindiatiles.com](http://www.southindiatiles.com)



# TRAIL OF

## minimalism

The allure of our design comes to life in a sophisticated, contemporary form that embodies all the value, elegance, and aesthetic of a timeless material. Majestic and pure surfaces that can be used to give your space an eternal look.

Natural

Basic

Expressive





L O U D



A N D



S U B T L E



The expressive power of our designs creates and original visual experience. The collection's warm, easy, and soft tones envelop the entire space creating a finer space for living.



L I V E N S

U P

Y O U R  
S P A C E

Unique

6 0 0 X 1 2 0 0 M M

Square

M A T T F I N I S H

Uncomp-  
romised  
Elegance  
and  
Allure



Punch


We've specifically  
curated designs  
that are an aesthetic  
balance between  
high technology  
and contemporary  
design.



A


colorful

outlook.



OUR COLOUR  
**VARIABLES**

Q U A L I T Y



we

believe in

quality

With eye-catching and faithful details topped by a refined touch that makes our design quality top-notch is what we believe in giving to our customers. We've incorporated materials that stop time and give your space a new dimension.

ARMANI GRAY







let your space relive the  
tale of design with simplicity and glory



ARMANI GRAY

**600 X 1200 MM**

Matt stone punch

Resturent

BONTANG GREY

OPRYLAND





An ideal solution for your interior that is capable of providing brilliance.



BONTANG GREY

**600 X 1200 MM**


Matt stone punch



MEDAN BEIGE







Displays an array of unique features for creating extraordinary interiors.



MEDAN BEIGE

**600 X 1200 MM**

Matt stone punch



ROYALISH BEIGE







Building you spaces that co-exist between  
beauty and quality.



ROYALISH BEIGE

**600 X 1200 MM**

Matt stone punch





ORTHO ROCK BLACK





Fascinating, fulfilling, and unmatched interior concepts.



ORTHO ROCK BLACK

**600 X 1200 MM**

Matt stone punch





ORTHO ROCK CHOCO





Unconventional and exceptional standards of distinctive extravagance.



ORTHO ROCK CHOCO

**600 X 1200 MM**

Matt stone punch





ORTHO ROCK CREMA







Simplicity is an extreme form of elegance that creates an artistic culture.



ORTHO ROCK CREMA

**600 X 1200 MM**

Matt stone punch





ORTHO ROCK GREY







Add perennial fascination to your space that is exquisite and mesmerizing.



ORTHO ROCK GREY

**600 X 1200 MM**

Matt stone punch





GREEK STONE ASH





Undeniably fine and beautiful creation that adds subtleness to your space.



GREEK STONE ASH

**600 X 1200 MM**

Matt stone punch





STONIC STONE BROWN





Marvelously and finely put together for  
unequaled brilliance.




STONIC STONE BROWN

**600 X 1200 MM**

Matt stone punch




STONIC STONE BEIGE







Embellishes and livens up your space  
like no other.



STONIC STONE BEIGE

**600 X 1200 MM**


Matt stone punch



# STONIC STONE CREMA







Distinctively luxurious, ravishing, and designed outside the box.



STONIC STONE CREMA

**600 X 1200 MM**

Matt stone punch



STONIC STONE GREY







Visualizing your dreams by expanding  
your living standards.



STONIC STONE GREY

**600 X 1200 MM**

Matt stone punch



# TECHNICAL SPECIFICATION

CHARACTERISTIC	STANDARD AS PER ISO-13006/EN 14411 GROUP BIa	MEAN VALUE OF POLISHED GVT	MEAN VALUE OF RUSTIC GVT	TEST METHOD
----------------	--	----------------------------	--------------------------	-------------

REGULATORY PROPERTIES				
Deviation in length & width	±0.5 %	±0.1 %	±0.1 %	ISO-10545-2
Deviation in thickness	±5.0 %	±4.0 %	±4.0 %	ISO-10545-2
Straightness in side	±0.5 %	±0.1 %	±0.1 %	ISO-10545-2
Rectangularity	±0.5 %	±0.1 %	±0.1 %	ISO-10545-2
Surface flatness	±0.5 %	±0.2 %	±0.2 %	ISO-10545-2
Color difference	Unaltered	No change	No change	ISO-10545-16
Glossiness	As per mfg	Min 90%	Min 4%	GLOSSOMETER

STRUCTURAL PROPERTIES				
Water absorption	< 0.50 %	< 0.20 %	< 0.20 %	ISO-10545-3
Apparent density	> 2.0 g/cc	>2.10 g/cc	>2.10 g/cc	DIN 51082

MASSIVE MECHANICAL PROPERTIES				
Modulus of rupture	Min. 35 N/mm²	Min. 40 N/mm²	Min. 40 N/mm²	ISO-10545-4
Breaking strength	Min. 1300 N	Min. 2000 N	Min. 2000 N	ISO-10545-4
Impact resistance	As per mfg.	Min. 0.55	Min. 0.55	ISO-10545-5

SURFACE MECHANICAL PROPERTIES				
Surface abrasion resistance	As per mfg.	Min. Class-3	Min. Class-4	ISO-10545-7
MOH's hardness	As per mfg.	Min. 4	Min. 5	EN 101

THERMO HYGROMETRIC PROPERTIES				
Frost resistance	No damage	No damage	No damage	ISO-10545-12
Thermal shock resistance	No damage	No damage	No damage	ISO-10545-9
Moisture expansion	Nil	Nil	Nil	ISO-10545-10
Thermal expansion (COE)	Max. 9.0 x 10 <sup>-6</sup>	Max. 6.5x10 <sup>-6</sup>	Max. 6.5 x 10 <sup>-6</sup>	ISO-10545-8
Crazing resistance	As per mfg.	Min. 10 Cycle	Min. 10 Cycle	ISO-10545-11

CHEMICAL PROPERTIES				
Chemical resistance	No damage	No damage	No damage	ISO-10545-13
Stain resistance	Resistant	Resistant	Resistant	ISO-10545-14

SAFETY PROPERTIES				
Slip resistance	As per mfg.	>0.40	>0.40	ISO-10545-17
Fire resistance	As per mfg.	Fire proof	Fire proof	N. A.
Lead & Cadmium given off by glazed tiles	As per mfg.	Does not yield Pb & Cd	Does not yield Pb & Cd	ISO-10545-15

## PACKING DETAILS

SR. NO	PRODUCT	NOMINAL SIZE	THICKNESS	TILES PER BOX	COVERAGE AREA
1	VITRIFIED TILES	600x1200mm	9.50mm	2	1.44 Sq. Mtr.





South India Tiles

159/1, Bashyakarlu Rd east, R.S. Puram, Coimbatore

Tamilnadu 641002

**E-mail :** [info@southindiatiles.com](mailto:info@southindiatiles.com) | [www.southindiatiles.com](http://www.southindiatiles.com)

**Number :** +91 7066666618